

EWHA

WOMANS UNIVERSITY

외국인 유학생 핸드북

Contents

1. WELCOME TO EWHA	1
2. CAMPUS MAP	1
3. IMPORTANT DATES FOR 2023 FALL SEMESTER	2
1) Important Dates for Incoming Degree-Seeking Students	2
4. FIRST FEW WEEKS FOR NEW STUDENTS	3
1) Student ID Card	3
2) Ewha Portal (Eureka) and Email	4
3) Wechat Pay Tuition Payment Service	9
5. ACADEMIC LIFE AT EWHA	12
1) Tips for Academic Success	12
2) What is Expected in an Ewha Classroom	13
3) Academic Honesty & Plagiarism	13
6. COURSE REGISTRATION GUIDE	14
1) Course Registration	14
2) Course Withdrawal	15
3) Grading System	15
4) Chapel Registration	16
5) Required Courses	17
6) Korean Language Course	18
7. SCHOOL REGISTRY FOR UNDERGRADUATE STUDENTS	20
1) Leave of Absence	20
2) Returning to School from Leave	21
3) Academic Dismissal	22
4) Course Completion and Graduation Postponement	23

Contents

8. SCHOOL REGISTRY FOR GRADUATE STUDENTS	24
1) Leave of Absence	24
2) Returning to School from Leave	25
3) Academic Dismissal	26
4) Course Completion and Degree Conferment	26
9. LIFE AT EWHA	29
1) Medical Insurance	29
2) On-Campus University Health Service Center	31
3) Issuing Official Certificates	31
4) Library	33
5) On-Campus Cafeterias and Restaurants	34
6) Postal Service	35
7) Shuttle Bus	36
8) IT Service	37
9) Location of Important Offices	38
10) Websites for Important Offices	38
11) Sports Facilities	38
12) University Student Clubs	39
10. ON-CAMPUS SPECIAL SUPPORT SERVICES	41
1) Center for Human Rights	41
2) Student Counseling Center	42
11. INTERNATIONAL STUDENT AFFAIRS TEAM (ISAT)	43
12. ISAT PROGRAMS FOR INTERNATIONAL STUDENTS	44
1) Ewha Mate	44
2) Course Registration Support Service	44
3) Ewha International Student Ambassador	45
4) TOPIK Exam Fee Support	45
5) TOPIK Preparation Program	45
6) Happy Hour	45
7) Korean Culture Programs	46
8) EAASIS	46

Contents

13. SCHOLARSHIPS FOR INTERNATIONAL STUDENTS	47
14. VISA ISSUANCE(D-2)	48
1) Check Your Current Visa Status	48
2) How to Apply for a Visa	49
3) Application for a Study Abroad Visa (D-2)	49
4) Extension of Study Abroad Visa (D-2)	50
5) Change in Visa Type (to D-2)	51
15. FOREIGN RESIDENT REGISTRATION & VISA GUIDE	52
1) Foreigner Registration	52
2) Regulations on Residence Card Return	53
3) Part-Time Work for International Students	54
4) Seoul Southern Immigration Office Information	55
16. USEFUL INFORMATION	56
1) Useful Off-Campus Organizations	56
2) Online Petition Application: e-Application	56
17. SAFETY GUIDE	68
1) Emergency Contact Information	68
2) Fire Safety Guidelines	68
3) Fire Prevention	69
4) Contact Information for Risk Management	70

Appendices

Appendix 1) Campus Building and Abbreviations	72
Appendix 2) Application Form (Report Form)	73
Appendix 3) Part-time Work of Foreign Student Confirmation Form	74
Appendix 4) Confirmation Form for Faculty Advisor on a Student's Thesis·Graduation Test·Credit Schedule	75
Appendix 5) Statement of Reasons for Delayed Graduation	76
Appendix 6) Research Student Confirmation Form	77
Appendix 7) College Administration Offices	78
Appendix 8) Photo Standard for Foreigner Registration	79

1 WELCOME TO EWHA

Whether you are familiar with Korea or not, adjusting to a new environment is never easy. You will often encounter difficult situations and will likely have many questions. Please feel free to contact International Student Affairs Team (ISAT) with your questions or concerns. We will try our best to make your life at Ewha memorable and valuable, and we will be here for you whenever you have difficulties. We sincerely hope you enjoy your experience here at Ewha Womans University!

2 CAMPUS MAP



Campus Map

- | | |
|---|--|
| 1 Main Gate | 40 Human Ecology Building (Morris Hall)/Alumnae Building |
| 2 Ewha Art Pavilion | 41 Ewha-SK Telecom Center |
| 3 Admission Hall | 42 Ewha-Samsung Education Culture Building |
| 4 Ewha Campus Complex(ECC) | 43 Ewha-Shinsegae Building (Business) |
| 5 Pfeiffer Hall(Main Hall) | 44 Upper Room |
| 6 Physical Education Building A (Thomas Hall) | 45 Ewha Elementary School |
| 7 Physical Education Building B (Gibson Hall) | 46 Ewha Geumman Junior High School |
| 8 Physical Education Building C | 47 Back Gate |
| 9 Art & Design Building A | 48 Student Union |
| 10 Art & Design Building B | 49 Pharmaceutical Science Building A (Appenzeller Hall) |
| 11 Art & Design Building C | 50 Pharmaceutical Science Building B |
| 12 Natural History Museum | 51 Ewha-POSCO Building (Social Sciences) |
| 13 Sculpture Studio | 52 Hak-gwan |
| 14 Music Building | 53 Humanities Building |
| 15 Longview House | 54 North Gate |
| 16 Yeonghak-gwan | 55 Education Building A |
| 17 Helen Hall(Nursing Science) | 56 Education Building B |
| 18 Ewha Centennial Library | 57 Ewha-Geumman High School |
| 19 Law Building | 58 Science Building A |
| 20 Wichita House (President's Residence) | 59 Science Building B |
| 21 Anyeong-dang | 60 Science Building C |
| 22 Ewha Archives | 61 Science Building Hyundai Motor |
| 23 Jinseonmi-gwan | 62 Asan Engineering Building |
| 24 Case Hall (Graduate School Building) | 63 New Engineering Building |
| 25 Emerson Chapel | 64 University-Industry Cooperation Building |
| 26 Clara Hall (Graduate School Building II) | 65 Research Cooperation Building |
| 27 Welch-Ryang Auditorium | 66 Herb Garden, Green house |
| 28 Centennial Museum | 67 Ewha Haldang (The Ewha Foundation) |
| 29 Ewha Athletics Track | 68 North A-hyeon Gate |
| 30 International Education Building | 69 Tennis Court |
| 31 Ewha Womans University Church | 70 Community Welfare Center |
| 32 West Gate | 71 Hanwoon House (Undergraduate Student Dormitory) |
| 33 I-House A | 72 Ottogi Global House |
| 34 I-House B | 73 E-House |
| 35 Ewha-Samsung International House | 74 ROTC Building |
| 36 I-House D | 75 Hanisol Building |
| 37 I-House E | 76 Ewha-Ottogi Child Care Center |
| 38 Ewha-ALPS Children's Center | |
| 39 Ewha Kindergarten | |



3

IMPORTANT DATES FOR 2023 FALL SEMESTER

1) Important Dates for Incoming Degree-Seeking Students

2023 AUG	9(Wed)	Course Registration for Undergraduate New Students	Course Registration System 8/9(Wed) 13:00 - 16:00
	16(Wed)-18(Fri)	Course Registration for General Graduate Students	Course Registration System 8/16(Wed) 09:00 - 8/18(Fri) 17:00
2023 SEP	1(Fri)	First Day of Fall Semester	Students must check 'Class Schedule' and 'Classroom' at EUREKA before the class starts.
	1(Fri)-7(Thu)	Confirmation & Change (Add/Drop) Period for Undergraduate Students	Course Registration System 9/1(Fri) 09:00 - 9/7(Thu) 15:00
		Course Registration for Incoming Transfer Students	
	4(Mon)-8(Fri)	Confirmation & Change (Add/Drop) Period for Graduate Students	Course Registration System 9/4(Mon) 09:00 - 9/8(Fri) 15:00
	8(Fri)-11(Mon)	Registration Change Period for Students who Registered for Cancelled Courses (Undergraduate)	<ul style="list-style-type: none"> • 9/8(Fri) 13:00 - 9/11(Mon) 12:00 • Check for Cancelled Courses: After 9/8(Fri) 13:00, Notice board at www.ewha.ac.kr • Course Registration System: Registration change is only allowed for those who registered for cancelled courses
	12(Tue)	Registration Change Period for Students who Registered for Cancelled Courses (Graduate)	<ul style="list-style-type: none"> • 9/12(Tue) 13:00 - 17:00 • Check for Cancelled Courses: After 9/12(Tue) 13:00, Notice board at www.ewha.ac.kr • Written submission at Registrar (To be informed individually) for those who registered for cancelled courses
	20(Wed)-26(Tue)	Course Withdrawal Period	Course Registration System 9/20(Wed) 09:00 - 9/26(Tue) 17:00
2023 DEC	21(Thu)	End of Fall Semester	
	27(Wed)	Start of Winter Semester	

※ Course Registration System (<http://sugang.ewha.ac.kr>)

※ Please note that the above dates are subject to change

1) Student ID Card

One of the most important things during the first few days at Ewha is making your Student ID Card. Your card will have many functions at Ewha, including borrowing books in the library, access to buildings in the campus, reading room seat reservations, attendance verification, cash withdrawal (debit card:optional), photocopy, etc.

A. Issuing New Student ID Card

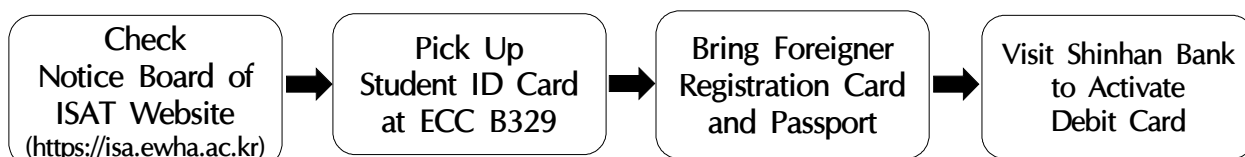
- ① Group Application: Fill out an application form and apply through online

(*Please refer to the notice from the notice board of ISAT website regarding the submission of required documents.)

- ② Individual Application: Visiting Student Service Center(ECC B303)

B. Picking Up Your Student ID Card and Using It as a Debit Card

Degree-seeking students can use their student ID card as a debit card after activation with Shinhan Bank. You can use it to withdraw money from ATM. Several ATMs are located on our campus.

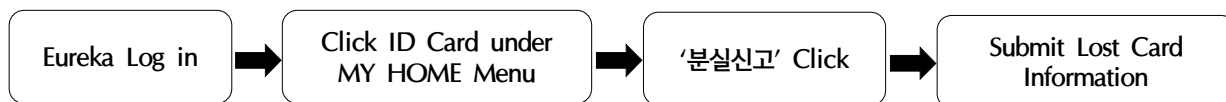


※ Location of ATM

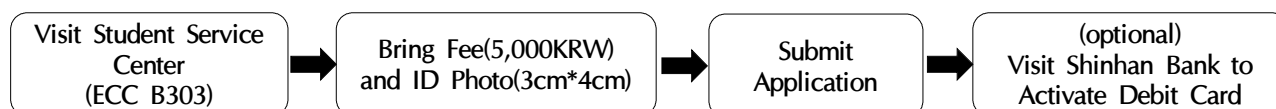
- ① Global ATM : Shinhan Bank at ECC B4
 ② General ATM : Engineering Building, Ewha-POSCO Building, Ewha-Samsung Education Culture Building, Ewha-Shinsegae Building, Hanwoori House, Helen Hall, Science Building, Student Union Building

C. Reporting a Lost Student ID Card & Replacement

- ① Report Lost ID Card



- ② Deactivating the Debit Card Function: Visit Shinhan Bank(ECC) or Call 1544-7200
 ③ Reissuing of Your ID Card When Lost



2) Ewha Portal (Eureka) and Email

A. How to Start Eureka (<http://eportal.ewha.ac.kr>)

- Click the 'English' letter above the login button.

2023 보건과학기술연구개발사업에 본교 3개팀 선정

교원 보직발령사항

본교, 건축가 안도 타다오 특별 강연 개최

이화형 교육모델 'THE BEST 교육' 통합지원 서비스 구축

공지사항

전체 일반 학사 장학 경력 입학 등록금 입찰

- 2023학년도 2학기 강사 채용 공고 (추가) 2023.07.28
- 2023학년도 2학기 비전임교원(경암-초빙-객원) 채용 공고 (추가) 2023.07.28
- [총무팀] 8월 학위취득자 학위복 대여 안내(2022학년도 후기) 2023.07.25
- [총무팀-셔틀 운휴] 안전점검을 위한 셔틀버스 운휴 안내(7.31~8.5)/[Shuttle Bus] 2023.07.25
- [국제교류팀] 2024학년도 1학기 파견 교환학생 선발공고(추가모집) 2023.07.24
- [일반대학원] 2023학년도 제2학기 논문등록 대상자의 연구등록 전환 신청 안내 2023.07.19
- 2023-2학기 강의시간표 조회 안내(학부 및 일반대학원) 2023.07.14

이화여자대학교
EWHÁ WOMANS UNIVERSITY
이화포탈정보시스템

ID

PASSWORD

☒ ENGLISH ☐ SAVE ID

LOGIN

FIND ID / PASSWORD

My Home EUREKA Cyber Campus THE PORTFOLIO Research Industry Library Development Fund BIS

02:59:43 Mail Board Schedule Approval e-Archive e-Post Find Faculty Address Resource MF Card Office365 Gsuite

Mail 5

e-Approval 0

Business Approval 0

Ewha Vision 2030+

이화에 바란다 Ask for EWhA

Dean Manual

Handbook for Foreign Faculty

Inbox

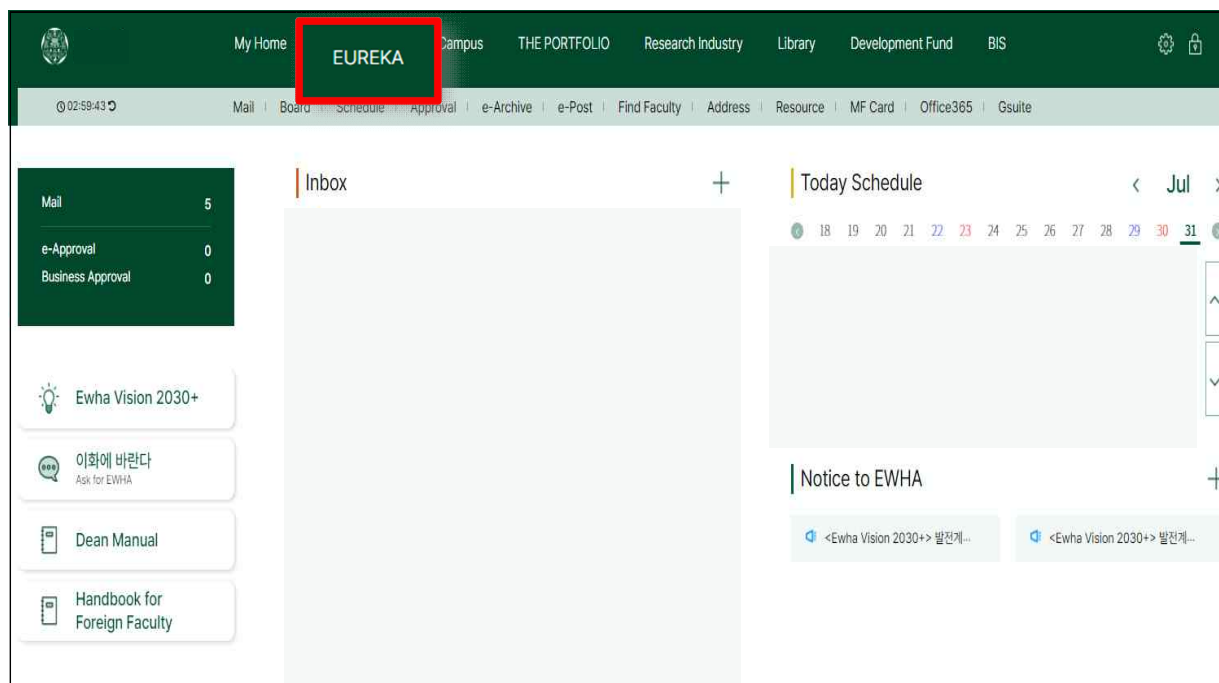
Today Schedule

18 19 20 21 22 23 24 25 26 27 28 29 30 31

Notice to EWhA

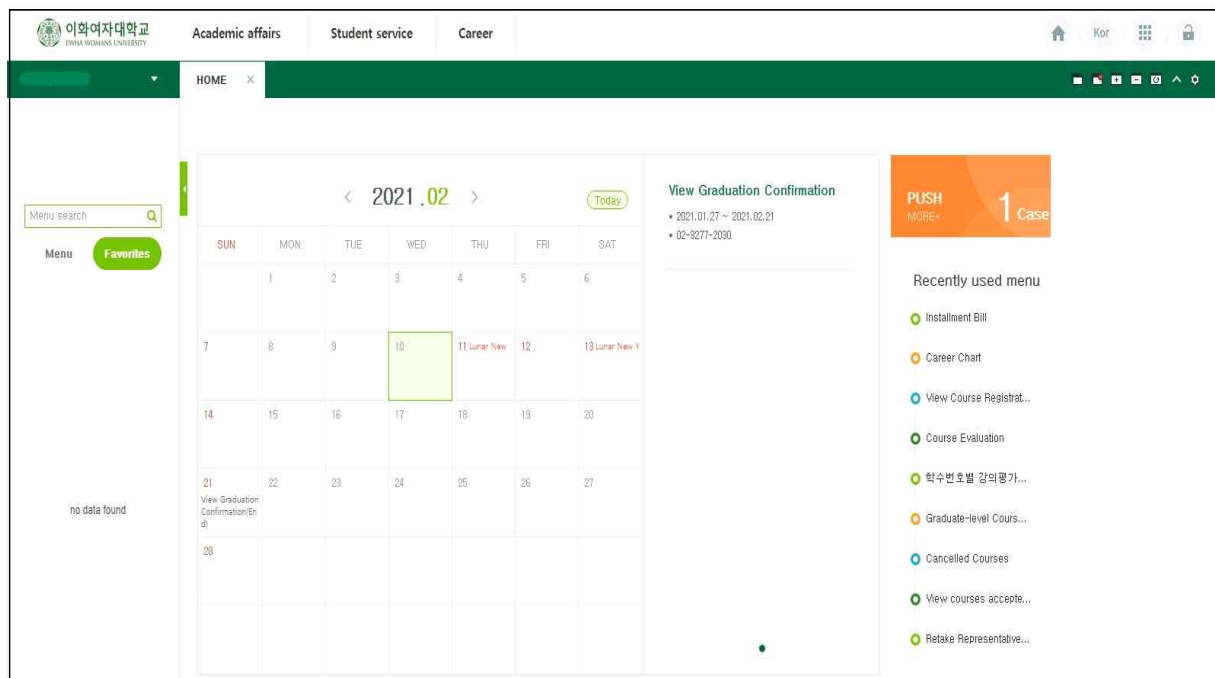
<Ewha Vision 2030+> 발전계...

<Ewha Vision 2030+> 발전계...

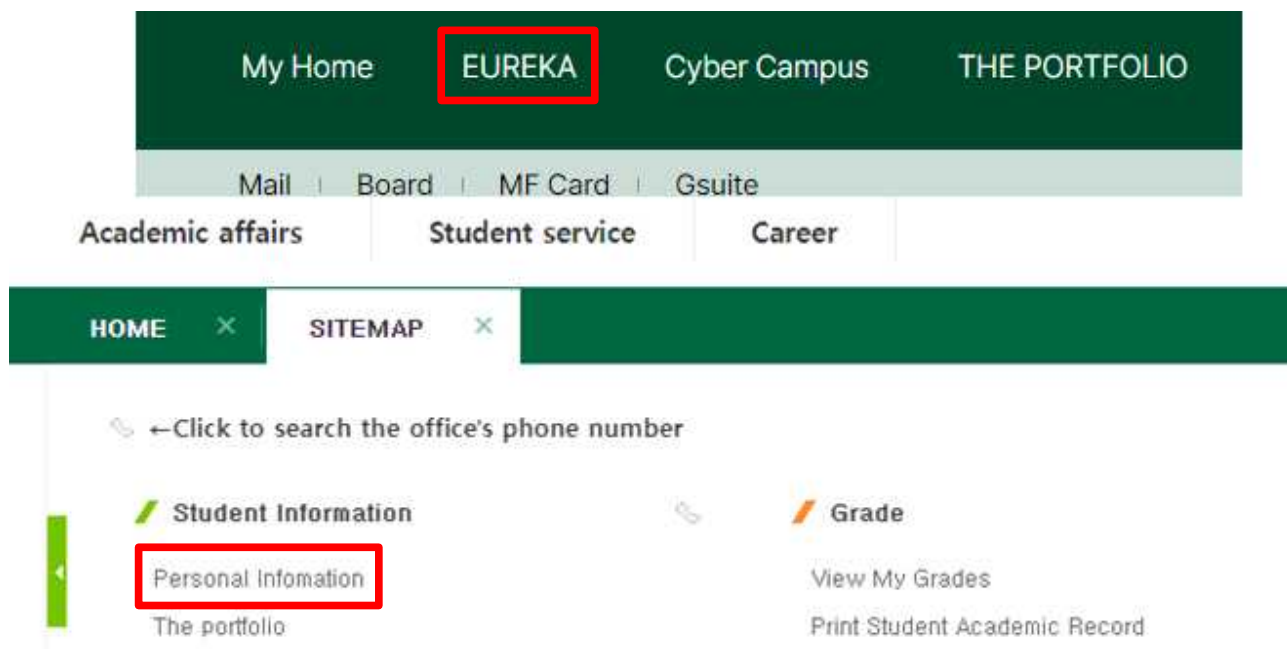
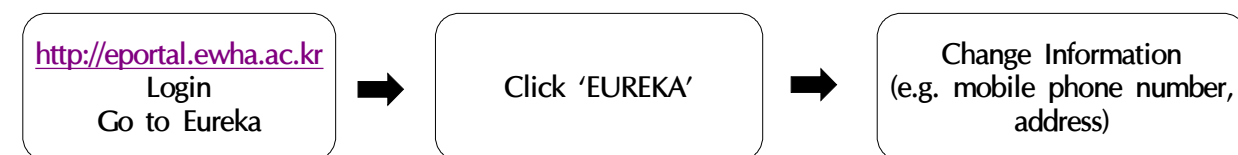


B. Eureka Menus

※ Key Menus on Eureka: Course Schedule/Syllabus, Tuition Bill, Verification of Tuition Payment, Grade, Student Counseling, etc.



C. How to Edit Personal Information and Change Password at Eureka



※ Please update your contact information on Eureka including your mobile phone number

- ① ISAT and other offices at Ewha send out notices and information through SMS.
Also, in case of individual notice, ISAT may directly contact you by mobile phone.
- ② Often *Yahoo, Hotmail, QQ or 163* users cannot receive emails from Ewha.
ISAT highly recommends using email accounts **other than** *Yahoo, Hotmail, QQ or 163*.
- ③ Check your email and notice board at ISAT website regularly in order not to miss any notice or information.

D. How to Use ewhain.net Email Account

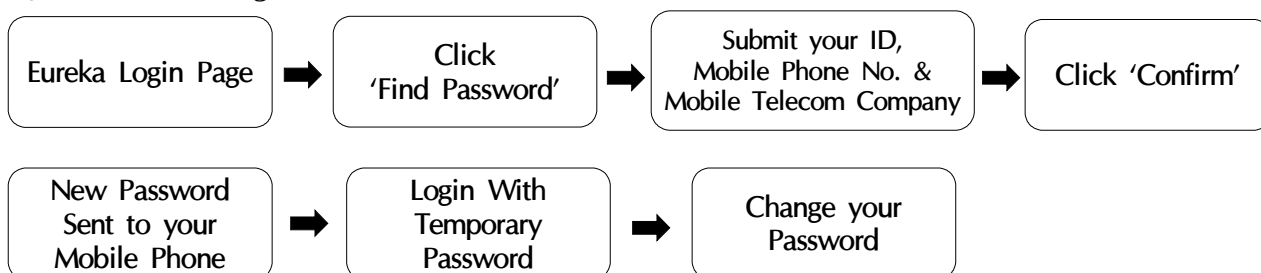
① @ewhain.net (Gmail)

Official email notifications from the university are sent **ONLY** to your **ewhain.net** account. You should check your ewhain email account for **important and useful** information regarding courses, scholarships, events and job recruitment. Be sure to check your ewhain.net email frequently and to empty your inbox before it becomes full.

② Login “@ewhain.net” email



③ When You Forgot Your Password



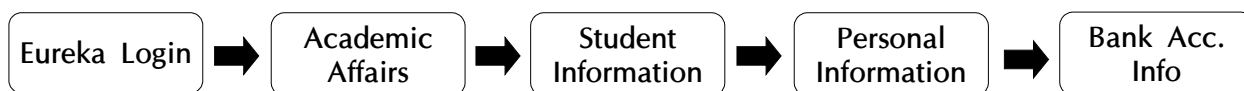
The screenshot shows the Eureka login interface. It has two input fields labeled 'ID' and 'PASSWORD'. Below these fields are two checkboxes: 'ENGLISH' (checked) and 'SAVE ID' (unchecked). At the bottom, there is a large green 'LOGIN' button and a red-bordered button labeled 'FIND ID / PASSWORD'.

The screenshot shows the 'Find ID / Password' form. It has a tab labeled '> 찾기(Find)'. Below the tab are two radio buttons: 'ID' (selected) and 'Password'. There is an input field for the ID. At the bottom, there is a button labeled '본인인증 (Identity authentication)'.

Password Inquiry (In case you cannot find your password through Eureka system)

- Undergraduate/Graduate Students: Student Service Center(ECC B303, 02-3277-2064)
- Professional/Special Graduate Students: Each Graduate School Office

E. Updating Your Bank Information On Eureka System



Academic affairs > Student Information > Personal Information

My Information

Name, English Name, Date of birth, Gender, Nationality, Email, Telephone no., Mobile phone, Address

As SMS will be sent to your mobile phone, please fill in the correct information and enter the overseas address directly into the detail address field.

College, Div./ Dept., Major, Degree, Year, Registry status, Program, Academic Adviser

Legal Guardian

Name, Relations, Occupation, Mobile phone, Address

Bank Acc. Info.

Bank, Account No., Account Holder

Enter numbers only, without hyphens ('-').

☒ I hereby agree to provide EWha and banks with my account number.

- ① When you open a bank account in Korea, you **MUST** update your bank account information on the Eureka system, since scholarships and tuition refunds will be given through the bank account you provide.
- ② If you have difficulty in updating it by yourself, please contact the **ISAT Office** (ewhaglobal@ewha.ac.kr) with (1)your full name, (2)student ID number, and (3)a scanned copy of your bank book's first page.

더 나은 내일을 위한 동행, 신한은행이 고객님의 성공을 위해 함께 하겠습니다.

계좌번호, 예금종류, 고객번호, 신규일, 계좌관리점, 통장발행점, 발행번호, 증명번호

인감, 확인인, 서명, 실명확인필

신한은행, SWIFT CODE : SHBKRRSE

※ Sample of the First Page of Bank Book

3) Wechat Pay Tuition Payment Service

Chinese freshmen, transfer and enrolled students can use Wechat Pay to make tuition payment. To prevent voice phishing crime, Wechat Pay is highly recommended.

A. Payment by Wechat Pay

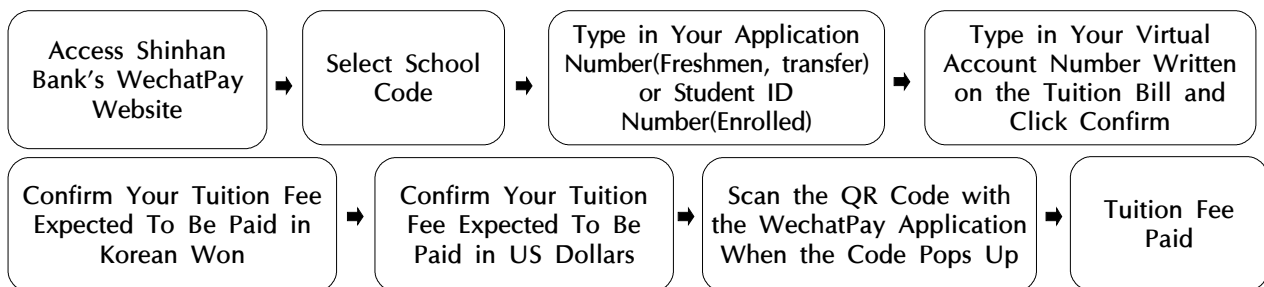
Regular Semester tuition (Dormitory fees cannot be paid with Wechat Pay)

※ Payment in installments is not allowed by Wechat Pay

B. Link for Shinhan Bank Wechat Pay:

<https://www.shinhan.com/hpe/index.jsp#041007010000>

C. Method of Payment



The screenshot shows the '등록금 납부' (Tuition Payment) page on the Shinhan Bank website. The page includes a header with navigation links and a main content area with a Wechat Pay logo and instructions. A red starburst highlights the 'Select School Code' section, which lists codes for Undergraduate/Freshman (49802), Undergraduate (43109), Graduate/freshman (47005), and Graduate (47004). Below this, there are input fields for '학교 선택' (School Selection), '수입번호/학번 입력' (Input Receipt Number/Student ID), and '개인가상계좌번호 입력' (Input Personal Virtual Account Number). A red hand icon points to the '확인(确认)' (Confirm) button.

* School Code for Undergraduate Transfer: 58309

※ Inquiry: Accounting Team (02-3277-3410(Undergraduate), 2088(Graduate))

5

ACADEMIC LIFE AT EWHA

These suggestions and explanations are provided to help students become familiar with the Korean academic environment. If you have any questions, do not hesitate to approach fellow students, academic advisors, teaching assistants, professors, or staff members in the International Student Affairs Team (ISAT).

1) Tips for Academic Success

A. Choose Your Courses Wisely

- ① Choose a combination of more and less demanding courses. Check to see how many papers and exams are required. Have a clear understanding of the reading assignments in a course. For this information, you can refer to the course syllabus or ask senior students.
- ② Search for 강의시간표/강의계획안 under the menu of 학사안내 at Ewha website and ask your peers for the recommendation of each course.
- ③ Taking too many courses may result in feelings of discouragement and poor academic performance.
- ④ Requirements and requisite courses before graduation are all different depending on the majors and admission types. Check course schedule and notice from Ewha carefully.
- ⑤ Visit the corresponding department office or website to better understand the academic curriculum policies and graduation requirements for individual department or major.
(Look for Appendix 7 for contact information of your department office)

B. Talk with Instructors

- ① Ask for clarification or help from the professor right after a lecture whenever necessary. You need to understand the course content and all the instructions clearly.
- ② If you have any concerns, ask your academic advisor or a counselor at the counseling center. When you have any problem, it is important to consult with the people around you and make an effort to solve it.

2) What is Expected in an Ewha Classroom

A. Active Participation by Students

- ① Some courses have sessions devoted to class discussion. Being silent in the discussions can be interpreted as having no interest or being unprepared for class.
- ② Some courses have team projects for assignments. Being able to work as a team is one of the key elements of school life. Devote your time, communicate with your peers and commit to the assignments.

B. Taking Responsibility and Being Self-Motivated

- ① Attendance is always important for a student. If you are absent more than a third of the class, you will receive an F grade (failure).
- ② Contents not only those covered in the lecture, but also the extra materials, such as supplementary textbooks and additional readings, may be on the exams. Always be prepared and search for necessary materials that are relevant to the lecture on your own. You should make a habit of self-directed learning.
- ③ In some courses, students will do most of the work as a team and this work will contribute to a significant part of their grade.

3) Academic Honesty & Plagiarism

A. Academic Honesty

- ① Academic dishonesty will cause serious consequences in school life.
- ② Dishonest conduct including cheating and plagiarism will cause deducted marks for the exams and assignments, and even an F grade (failure).
- ③ Academic dishonesty may be listed on the student record and subject to disciplinary action such as suspension or expulsion.
- ④ Proxy attendance could lead to suspension or expulsion.

B. Plagiarism

- ① Plagiarism refers to using others' words and/or ideas as your own.
- ② When using someone else's words and/or ideas, you must accurately cite the source.
- ③ Even if it is not a word-for-word transcription of someone else's work, it is considered plagiarism if used without giving credit.



1) Course Registration

A. Important Notes

Confirm the mandatory courses at **the department office**. Detailed information on regulations and required courses can be found in the course registration guide.

B. Course Information

To learn more about course registration, please download the 'Registration Guide for International Students' in PDF format from the Ewha website.

- ① List of available courses for undergraduate students: Ewha website → 학사안내 → 강의시간표/강의계획안 → 학부 강의시간표/강의계획안 보기 → 조회하기
- ② List of available courses for graduate students: Ewha website → 학사안내 → 강의시간표/강의계획안 → 대학원 강의시간표/강의계획안 보기 → 조회하기
- ③ To see the list of courses conducted in English, please visit the English version of Ewha web site(<http://www.ewha.ac.kr/ewhaen/index.do>) → Academics → Course → Undergraduate/Graduate → English-Taught Courses

C. Course Registration

Decide which courses you will take during the 2023 Fall semester and register online at Course Registration System (<http://sugang.ewha.ac.kr>). During the course registration period(August), registration will be blocked once the quota is full. During add/drop period(September), you can register for courses with "Delayed Cancellation System." Please refer to the <Course Registration Manual> in Course Registration System for further details.

D. How to Register for Courses (<http://sugang.ewha.ac.kr>)

- ① Login ID: Student ID Number or Application ID(Before student ID number confirmation) / Password: 6-digit birth date(YMMDD)
- ② You can find more detailed information with registration guides at course schedule menu of Ewha website.

Students		Course Registration Period	Confirmation & Change (Add/Drop) Period
Under-graduate	Freshmen	8/9(Wed) 13:00 - 8/9(Wed) 16:00	9/1(Fri) 09:00 - 9/7(Thu) 15:00
	Incoming Transfer Students	9/1(Fri) 09:00 - 9/7(Thu) 15:00	
Graduate	All	8/16(Wed) 09:00 - 8/18(Fri) 17:00	9/4(Mon) 09:00 - 9/8(Fri) 15:00

③ Tips for Using the Course Registration System

STEP 1. Student ID Check for New Incoming Students

- Find your student ID on the Notice Board of Ewha website(www.ewha.ac.kr).
- You must have your application number to check your student ID. The password is your 6-digit birth date(Yymmdd).

STEP 2. Log in to <http://sugang.ewha.ac.kr> and read <Course Registration Manual>

- During the course registration period(August), new incoming students can register for courses with **waitlist system**.
- Available options for course registration: ① View/Register with Wish List
② View/Register for Courses ③ Direct Input
Available options for wish list: ① View/Register for Courses ② Direct Input
- During add/drop period(September), you can register for courses with **Delayed Cancellation System**

④ Time Blocks for Class Schedule

Class schedules are presented in time blocks. The time blocks can be understood as:

Period	1	2	3	4	5	6	7
Time	08:00-09:15	09:30-10:45	11:00-12:15	12:30-13:45	14:00-15:15	15:30-16:45	17:00-18:15

2) Course Withdrawal

Students may withdraw from courses without penalty during the period of **9/20(Wed) 09:00 to 9/26(Tue) 17:00** through the course registration system (<http://sugang.ewha.ac.kr>).

Once you withdraw a course, you can not undo it. Enter the course number and class number that you would like to withdraw, and click ‘철회신청.’

There are some courses that cannot be withdrawn, so make sure to check ‘NOTE’ on the course schedule before you register for your courses.

3) Grading System

A. GPA* by Grade

Grade	GPA	Grade	GPA	Grade	GPA	Grade	GPA	Grade	GPA
A+	4.3	B+	3.3	C+	2.3	D+	1.3	F	0
A0	4.0	B0	3.0	C0	2.0	D0	1.0		
A-	3.7	B-	2.7	C-	1.7	D-	0.7		

*GPA: Grade Point Average

B. Sign of Pass or Fail

- ① S(Satisfactory)/U(Unsatisfactory): S counts in the total number of credits, but it is not included in the grades. (Example: Choir, Freshmen Seminar etc.)
- ② P(Pass)/F(Fail): Not included in the total number of credits or grades. (Example: Thesis, Comprehensive Examination etc.)

4) Chapel Registration

A. For Whom: All Degree-Seeking Undergraduates

B. General Requirements

- ① Students who have completed fewer than 7 semesters are automatically assigned a fixed day of the week for the Chapel according to their college and academic year. Thus, only those who want to change the assigned date have to register.
- ② Returning students, transfer students, re-admitted students, and students in or past their 8th semester must individually register for the Chapel.
- ③ Training credits (Chapel) are limited to 1 credit per semester. Students may additionally register for training credits (Chapel) not completed in the previous semester.
- ④ Students can make-up for their absences of the Chapel by registering supplementary Chapels (1-day or special make-up).
 - * More detailed information will be announced by the Office of the Chaplin.
- ⑤ Students who have not completed Chapel credits (a total of 8 credits) until their last semester before graduation may not graduate according to article 48 clause 3 of Ewha Regulations. (Students transferring as juniors must complete 4 credits.)
 - * **Please note that Chapel credits are not counted as graduation credits but taking Chapel is mandatory for graduation.**

C. How to Register for Chapel

- ① Period: 8/7(Mon) 09:00-23:59, Course Registration Period(designated period based on the student's academic year)
- ② Registration: Go to 'Course Registration System' <http://sugang.ewha.ac.kr> → Click 'Chapel Registration' → Select your preferred date and time → Save to register
- ③ To Change or Cancel: Chapel Registration → Search for the day you have registered → Select and Cancel it → Find another designated day and time → Select and Save to register
- * Students who have not completed Chapel credits of the previous semester can make up for the credits by registering for more Chapel courses.

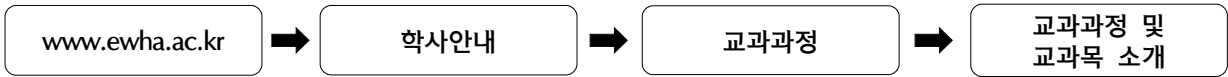
D. How to Check Absences or Make-up for Absences

- ① Check Absences:
 - a. Eureka → Course/Chapel → View Chapel Absences
- ② Make-up Chapel Registration:
 - a. 1-day & Special Make-up Chapel Registration: Eureka → Course/Chapel → Chapel Absences Supplementary

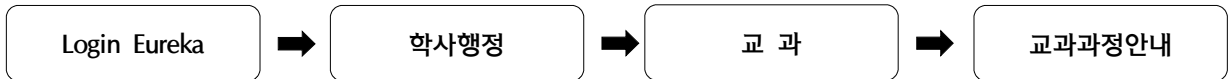
5) Required Courses

For Undergraduate Students Only

A. View Curriculum at Ewha Website(www.ewha.ac.kr) (Korean Only)



B. View Curriculum via Eureka (Korean Only)



교과과정안내

교과년도: 2023

대학: 인문과학대학

학부/학과: 전체

전공: 전체

출력구분: ☒ 주전공 ☐ 복수전공 ☐ 부전공 ☐ 교직과정

Input your Incoming Year in '교과과정년도' (Incoming Year -2 for Transfer Students)



Select your College, Department, Major and Click '출력'

※ For more details, please inquire to each college department office. (Refer to Appendix 7)

2023학년도 교과과정안내

인문과학대학 학부/학과 : 국어국문학과 출력구분 : 주전공

졸업학점-신입		졸업학점-편입	졸업평균평점	영어강의미수학점		인문학교양미수학점		SE교과목(편입제외)		타과인정제한학점	심화전공설치여부
129		64.5	1.7	15		8		6		-	설치

구분	영역명 (학수번호) *:신설교과목	교과목명	미수강 학년	설계 학기	시간	학점	필수 여부	학사 편입생 제외여부	개설학과	2023학년도 2학기 개설여부	비고
											{정:정수결업전과목 {정:정수결업전과목 {정:정수결업전과목
기초과	[이화진선미]	[1영역 3학점 이수]					Y	Y			60018
	-기독교와세계	[1과목 3학점 이수]					Y	Y			60035
	10023	기독교와세계	1	1,2	3	3	Y		기독교학과	Y	
기초과	[사고와표현]	[1과목 3학점 이수]					Y	Y			60019



6) Korean Language Course

**** ALL international undergraduates must submit TOPIK level 4 scores before graduation. (exception: Students from the Division of International Studies) ****

A. Korean Language Course Details for 2023 Fall Semester

a. Undergraduate/Graduate Korean Language Course

#	Course Number		Course Title	TOPIK Level	Credit	Grade	Schedule	2023-2 open		
	Under graduate	Graduate								
1	11375		Practical Korean 101	-	0/0	A+~F or P/F	Tue,Thurs 6-7 (6hrs per week)	O		
2	11376		Practical Korean 102	1				O		
3	11377		Practical Korean 201	2				O		
4	11378		Practical Korean 202	2				O		
5	11411		Practical Korean 301	3				O		
6	11412		Practical Korean 302	3				O		
7	11405	11413	Practical Korean 401	4	3/0		A+~F or P/F	Tue,Thurs 6-7 (6hrs per week)	O	
8	11406	11414	Practical Korean 402	4					O	
9	10986		Korean 1	~ 1	0/0				Mon,Tue, Wed,Thurs 1-2 (12hrs per week)	O
10	10987		Korean 2	2						O
11	10988		Korean 3	3						O
12	10989	11158	Korean 4	4	6/0					O
13	11197	-	Korean 5	5		-				
14	11198	-	Korean 6	6		-				
15	11407	11415	Academic Korean 1: speaking and listening	5	3/0	A+~F or P/F		Tue,Thurs 1-2 (6hrs per week)	O	
16	11408	11416	Academic Korean 1: reading and writing					Mon,Wed 1-2 (6hrs per week)	O	
17	11409	11417	Academic Korean 2: speaking and listening	6				Tue,Thurs 1-2 (6hrs per week)	-	
18	11410	11418	Academic Korean 2: reading and writing					Mon,Wed 1-2 (6hrs per week)	O	
19	11311	11313	(For foreigner) Writing Report and Thesis	5-6			Thurs 6-7 (3hrs per week)	O		

- * Registration: sugang.ewha.ac.kr → Course Registration → search Opening Courses/Register → select Undergraduate → Course # → enter the Course number and search
- * Undergraduate students have different credits and grades assigned to each course number, and graduate students are all 0 credits (P/F).

b. Korean Language Course from GDKS GSIS

Type of Students	Course #	Course Title	TOPIK Level	Credit	Grades	Schedule	2023-2 open
Graduate	KS533	Speaking & listening in Korean for Academic purpose I	5	3	(A+~F)	Fri 4-5	-
Graduate	KS534	Reading & Writing in Korean for Academic Purpose I	5	3	(A+~F)	Fri 4-5	-
Graduate	KS535	Speaking & listening in Korean for Academic purpose II	6	3	(A+~F)	Fri 4-5	-
Graduate	KS536	Reading & Writing in Korean for Academic Purpose II	6	3	(A+~F)	Fri 4-5	O

* Registration: sugang.ewha.ac.kr → Course Registration → search Opening Courses/Register → select Graduate School of International Studies → Course # → enter Course # and search

* This course aims to help students practice debates and discussions in their major field of study. 3 credits will be given and students need to check their own completion grade.

c. Contacts

① E-mail) koreange@ewha.ac.kr

② Tel) 02-3277-6614

※ Please bring the result if you have a test score in TOPIK. Students can register without a TOPIK score but a Korean Language level test can be held on the first day of the course. Registering only one course for each semester. Cannot register more than 1 class.

B. For undergraduate students who completed Ewha Language Center (ELC)'s Intensive Korean Language Program prior to admission

Students who have completed Intensive Korean Language Program level 4...	...are eligible to receive 6 credits with "Korean4" (한국어4)
Students who have completed Intensive Korean Language Program level 5...	...are eligible to receive 6 credits with "Korean5" (한국어5)
Students who have completed Intensive Korean Language Program level 6...	...are eligible to receive 6 credits with "Korean6" (한국어6)

- ① Fall 2023 incoming **new** students: Undergraduate students entering the Fall semester of 2023, having completed the ELC's Intensive Korean Language Program level 4~6 within a year prior to admission, are eligible for credit recognition for up to 6 credits in their first semester(Fall 2023).
- ② Fall 2023 incoming **transfer** students: Undergraduate transfer students entering the Fall semester of 2023, having completed the ELC's Intensive Korean Language Program level 4~6 within a year prior to admission, are eligible for credit recognition for up to 6 credits in their first semester(Fall 2023).
- ③ Students who receive credit recognition for "Korean 4" (TOPIK level 4) or "Korean 5" (TOPIK level 5) or "Korean 6" (TOPIK level 6) are not allowed to take same level or lower level classes. Please be careful when registering for Korean language classes.

CAUTION

The International Student Affairs Team is obliged to report to the Immigration Office when a foreign student with a D-2 visa receives permission of entrance, takes a leave of absence, returns to school from leave, gets academically dismissed, completes their course, postpones graduation or graduates from school. **For D-2 visa holders, the visa will automatically expire when you are reported as leaving, being dismissed, or graduated.** Accordingly, you must leave Korea within 15 days from the date of the report. If not, you will be reported as an illegal immigrant and the Immigration Office will not approve any future visa applications.

- ※ **D-10 visa:** This visa is given to those who fulfill all requirements and are seeking to work in South Korea. Only those who are graduating soon, or have already graduated, can apply for this visa.
- ※ **F-4 visa:** As a visa for overseas Koreans, F-4 visa will remain valid even after completion of all credits. If you are an F visa holder (F-1~F-6), you are not obliged to get a D-2 visa; you may study with your existing F visa.

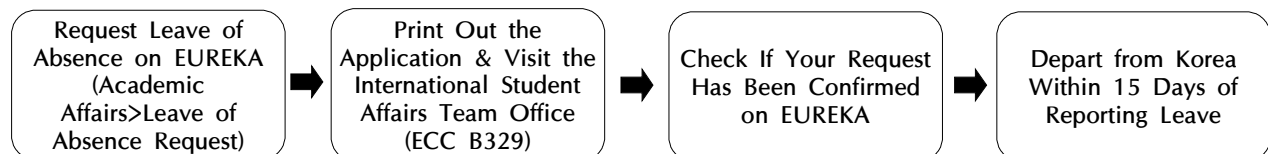
1) Leave of Absence

A. Application Period for Leave of Absence

	Spring Semester	Fall Semester
Before Start of Semester	(Previous year)Mid-Dec. - (This year)Late Feb.	Mid-Jun. - Late Aug.
During Semester (After Registration)	First day of Semester - Last day of Leave of Absence Application Period	

- ※ Deadlines for leave of absence application can be found in the Academic Calendar posted on the Ewha website (www.ewha.ac.kr >Academics>Academic Calendar) and notice board.

B. Procedure & Precautions



- ※ You must apply online for 'leave of absence' first on the Eureka system, print out the completed Leave of Absence Form and receive confirmation by International Student Affairs Team.
- ※ When you cannot request a 'Leave of Absence' due to an issue with your bank account number on Eureka, send a scanned copy of the first page of your local bankbook to ewhaglobal@ewha.ac.kr with your name, Student ID number and reason for the request (e.g. Leave of Absence).
- ※ More details are in Academics → Academic Resources → School Register → Leave of Absence menu or Notice Board at www.ewha.ac.kr.
- ※ Your D-2 visa will automatically be terminated upon receiving confirmation for a leave of absence.
- ※ Those who are planning to extend leave of absence must apply for leave of absence on Eureka; leave of absence is not automatically extended.

C. Tuition Refund

Leave of Absence Submission Date	Refund Amount
2 weeks from the first day of semester	Full tuition
Up to 30 days from the first day of semester	5/6 of tuition
Up to 60 days from the first day of semester	2/3 of tuition
Up to 90 days from the first day of semester	1/2 of tuition

※ The first day of semester: March 1, September 1.

※ Students taking leave after registration will receive a tuition refund according to the submission date of leave of absence application.

※ Tuition refund will be made to the bank account entered in the Eureka system. The bank account must be under the student's name.

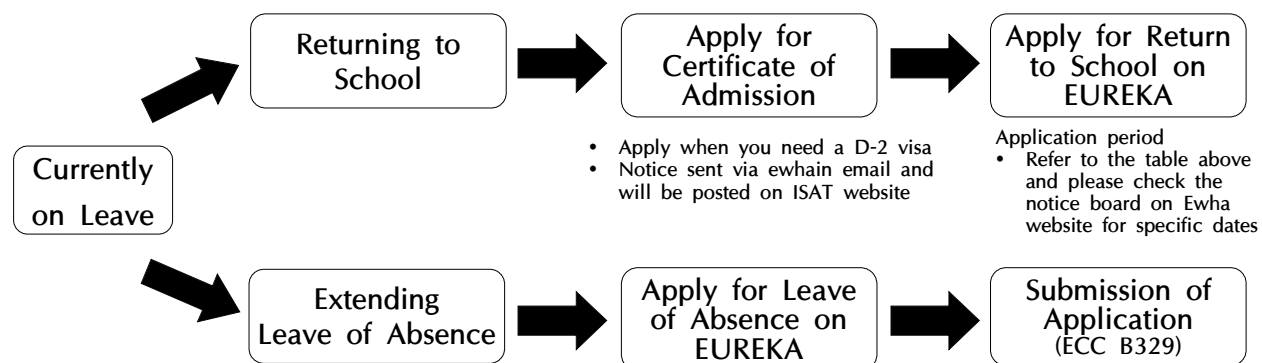
2) Returning to School from Leave

A. Application Period

		Spring Semester	Fall Semester
General Return		Early to Late Feb.	Early to Late Aug.
Early Return*	1 st	Early to Late Jan.	Early to Late July
	2 nd	Early to Late Feb.	Early to Late Aug.

* Returning after one semester for those who originally requested an year-long leave of absence

B. Procedure & Precautions



※ At the end of each semester, a notice regarding returning to school will be sent to the ewhain.net email of students on leave and will be posted on the website of the International Student Affairs Team. Do not forget to check the notices.

※ Students who need to obtain a D-2 visa must have a new certificate of admission issued by no later than 50 days prior to the beginning of the semester. Please contact ewhaglobal@ewha.ac.kr for enquiries.

3) Academic Dismissal

[Refer to University Regulations Article 28 (Academic Dismissal), Article 31 (Re-admission), Article 41 (Regulations for Students with Academic Probation), Article 59 (Disciplinary punishment)]

Students will be academically dismissed from the university if any semester ends under the following terms:

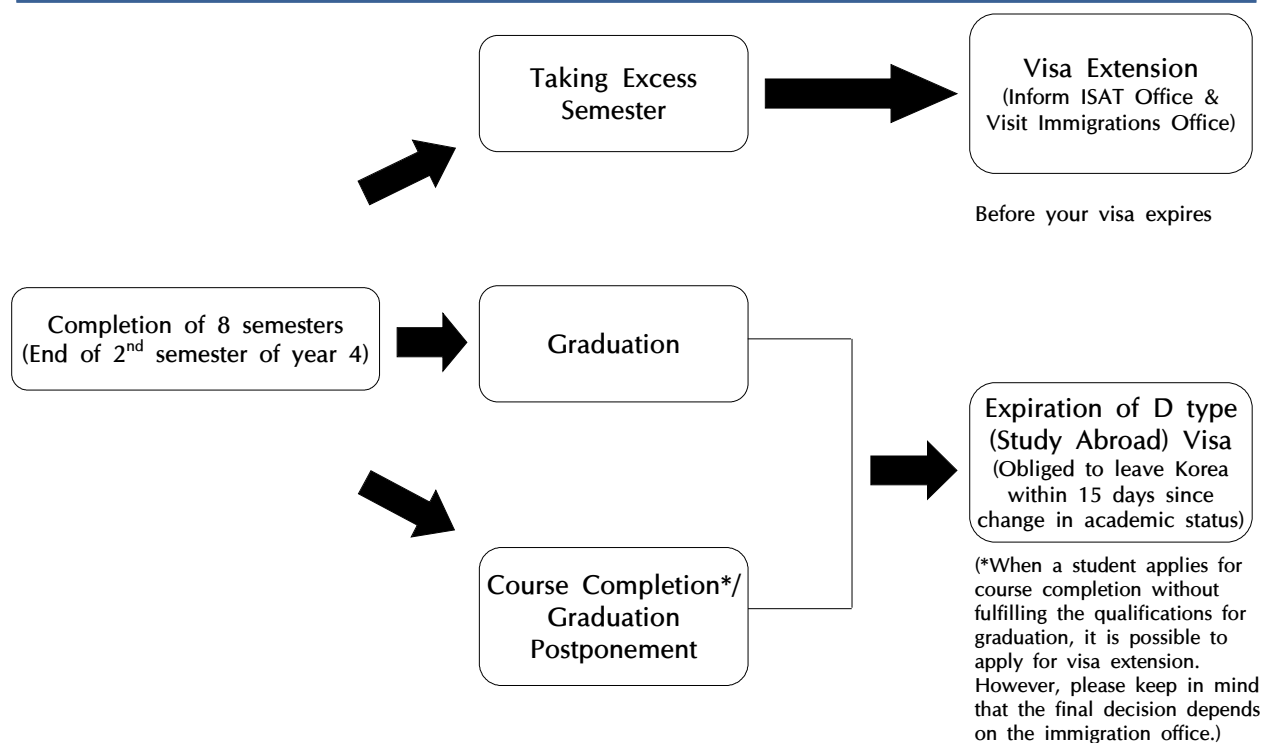
A. Terms of Dismissal

Terms	Conditions
Failure to Return from Absence	<ul style="list-style-type: none">• Failure to return from absence without a good reason within 3 weeks of leave of absence expiration• Failure to return after the maximum number of semesters* allowed for leave of absence has been used up <p>* Maximum number of semesters allowed for leave of absence for undergraduate students: Ewha website > 'Academics' > 'Academic Resources' > 'School Register' > 'Leave of Absence'</p>
Failure to Register	<ul style="list-style-type: none">• Failure to pay tuition or other fees by designated deadline
3 Consecutive Academic Probation	<ul style="list-style-type: none">• Below 1.60 GPA (Grade Point Average) for 3 consecutive semesters
Expiration of Attendance Years	<ul style="list-style-type: none">• Failure to complete the entire required courses within the attendance years• For students with a foreign nationality: Up to 9 years (4 years if transferred or 5 years if transferred and double majored)• Varies depending on department. Check with the office of each department.
Disciplinary Punishment	<ul style="list-style-type: none">• Expelled according to the University Regulations of Ewha Womans University

※ Your D-2 visa will be automatically terminated from the date that you are academically dismissed. You must leave the country within 15 days from the date you have been dismissed.

4) Course Completion and Graduation Postponement

	Course Completion	Graduation Postponement
Definition	<ul style="list-style-type: none"> Deferring graduation after fulfilling all requirements for graduation except graduation thesis 	<ul style="list-style-type: none"> Deferring graduation after fulfilling all requirements for graduation including graduation thesis, graduation exams, etc.
Eligibility	<ul style="list-style-type: none"> Enrolled students who have completed 7 or more semesters OR who have completed 8 or more semesters and are currently on leave Students who have acquired credits for graduation but have not yet graduated due to graduation thesis (and/or graduation exam, graduation presentation, experiment report) 	<ul style="list-style-type: none"> Students who are not willing to graduate after fulfilling all requirements for graduation including graduation thesis



※ Your D-2 visa will be automatically terminated from the date that your academic status changes to course completion or graduation postponement. You must leave the country within 15 days from the date your status changes. However, in case of the status 'Course Completion', you may apply for D-2 visa extension if you need to stay in Korea in order to fulfill the qualifications for your graduation. You will need confirmation from your academic advisor and the staff at ISAT. You may apply for visa extension, but please keep in mind that the final decision is made by the Immigration Office.

- ※ The guide below applies to students enrolled in 'The Graduate School'. For students enrolled in 'Professional or Special Graduate School', please ask your Administrative Office.
- ※ For detailed information, please visit our website (<http://graduate.ewha.ac.kr>) → 학사안내 → 학적변동

1) Leave of Absence

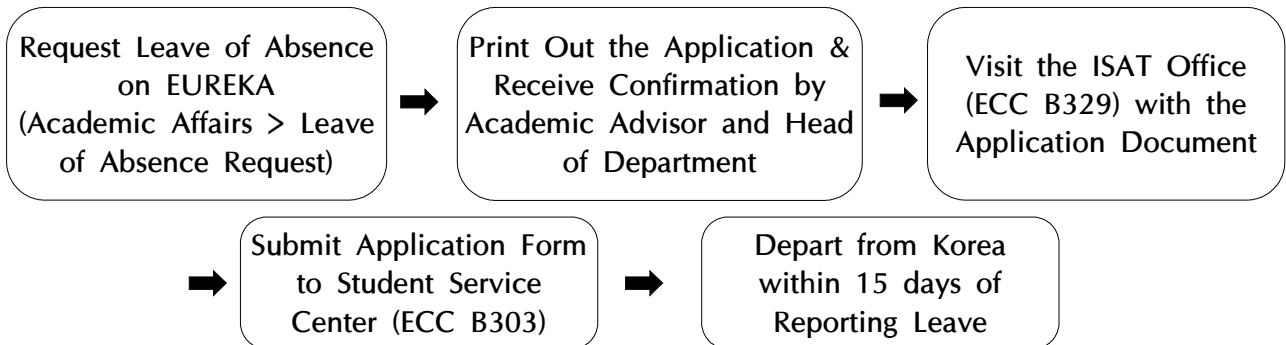
A. Application Period

	Spring Semester	Fall Semester
Before Start of Semester	(Previous year)Mid Dec.- (This year)Late Feb.	Mid Jun.-Late Aug.
During Semester (After Registration)	First day of Semester - Last day of Leave of Absence Application Period	

- ※ Deadlines for leave of absence application can be found in the Academic Calendar posted on the Ewha website (www.ewha.ac.kr > Academics > Academic Calendar) and notice board.

B. Procedure & Precautions

You must apply online first on the Eureka system, print out the Leave of Absence Application Form and receive approval from your academic advisor and the Head of the Department and visit ISAT. After receiving the three previously stated confirmations, you must submit the form to the Student Service Center at ECC B303.



- ※ When you cannot request a 'Leave of Absence' due to an issue with your bank account number on Eureka, send a scanned copy of the first page of your local bankbook to ewhaglobal@ewha.ac.kr with your name, Student ID number and reason for the request (e.g. Leave of Absence).
- ※ More details are on the Graduate School of Ewha Womans University website (<http://graduate.ewha.ac.kr>).
- ※ Your D-2 visa will automatically be terminated upon receiving confirmation or a 'Leave of Absence.'
- ※ Those who are planning to extend leave of absence must apply for leave of absence on Eureka; leave of absence is not automatically extended.

C. Tuition Refund

Leave of Absence Submission Date	Refund Amount
2 weeks from the first day of semester	Full tuition
Up to 30 days from the first day of semester	5/6 of tuition
Up to 60 days from the first day of semester	2/3 of tuition
Up to 90 days from the first day of semester	1/2 of tuition

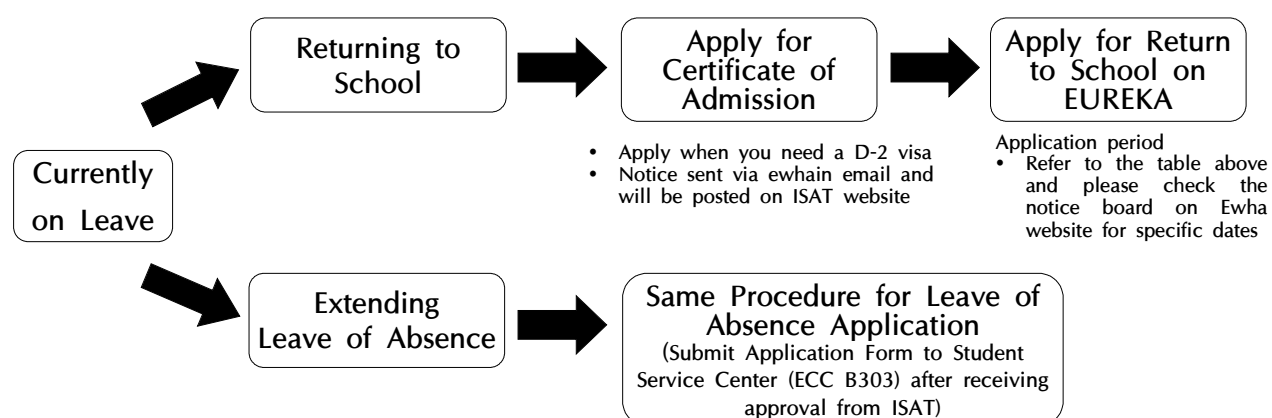
- ※ The first day of semester: March 1, September 1.
- ※ Students on leave after registration will receive a tuition refund according to the submission date of application for leave of absence.
- ※ Tuition refund will be made to the bank account entered in the Eureka system. The bank account must be under the student's name.

2) Returning to School from Leave

A. Application Period

Spring Semester	Fall Semester
Early to late Feb.	Early to late Aug.

B. Procedure & Precautions



- ※ Find more details on the Graduate School of Ewha Womans University website (<http://graduate.ewha.ac.kr>).
- ※ For Professional or Special Graduate School, please refer to each Administrative Office.
- ※ At the end of each semester, a notice regarding returning to school will be sent to the ewhain.net email of students on leave and will be posted on the website of the International Student Affairs Team. Do not forget to check the notices.
- ※ Students who need to obtain a D-2 visa must have a new certificate of admission issued by no later than 50 days prior to the beginning of the semester. Please contact ewhaglobal@ewha.ac.kr for enquiries.

3) Academic Dismissal

[Refer to Article 18 of the Graduate School Regulations and Article 13 of the Enforcement Decree of the Graduate School Regulations]

Students will be academically dismissed from the university if any semester ends under the following terms:

A. Terms of Dismissal

Terms	Conditions
Failure to Return from Absence	<ul style="list-style-type: none">• Failure to return from absence without good reason within 3 weeks of leave of absence expiration• Failure to return after the maximum number of semesters* allowed for leave of absence has been used up <p>*Maximum number of semesters allowed for leave of absence : Master's program 2 semesters (4 semesters for double degree program), Doctoral program 4 semesters, Combined Master's and Doctoral program 6 semesters</p>
Failure to Register	<ul style="list-style-type: none">• Failure to pay tuition or other fees by designated deadline
2 Consecutive Academic Probation	<ul style="list-style-type: none">• Below 2.50 GPA (Grade Point Average) for 2 consecutive semesters• Readmission is not permitted to students dismissed due to 2 consecutive Academic Probation
Expiration of Attendance Years	<ul style="list-style-type: none">• Maximum number of attendance year limits: Master's-7 years, Doctoral-11 years, Combined-13 years
Disciplinary Punishment	<ul style="list-style-type: none">• According to Graduate School Regulations of Ewha Womans University

※ Your D-2 visa will automatically be terminated from the date that you are academically dismissed. You must leave the country within 15 days from the date you have been dismissed.

4) Course Completion and Degree Conferment

A. Definition

- ① Course Completion: Completion of Coursework is available after taking all required courses and enrollment of full-time registration required to graduate.
- ② Degree Conferment: Complete Coursework and fulfill thesis qualification exam, submit thesis and pass thesis evaluation or qualify the requirements of alternative thesis track.

B. Qualification of Course Completion and Degree Conferment

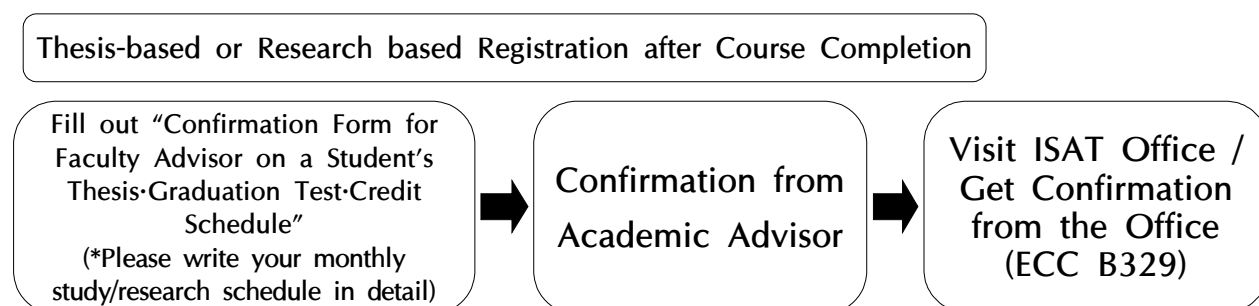
Classification	Master's program		Doctoral program		Combined master's and doctoral program	
Enrolled Semesters	Minimum 4 regular semesters (Minimum 3 regular semesters for interdisciplinary bachelor* and master's program)		Minimum 4 regular semesters		Minimum 8 regular semesters (It may be shortened by one year or less)	
Credits Required for Course Completion	- 24 major course credits - Extra credits (if applicable) - 15 minor course credits (if applicable)		- Admitted in or after 2016 : 36 major course credits + extra credits (if applicable)		- 60 major course credits - Extra credits (if applicable)	
Grade	Cumulative GPA of 3.0 or above					
Research Ethics	Compulsory for those admitted in or after 2014					
Qualifying Exam	Foreign language exam and comprehensive exam		Foreign language exam and comprehensive exam		Foreign language exam, comprehensive exam, and qualification exam for combined master's and doctoral program	
Degree Accreditation **	Thesis Evaluation	At least once (including Oral examination)	Thesis Evaluation	At least twice (including Oral examination)	Thesis Evaluation	At least twice (including Oral examination)
	Research achievement as the alternative to the thesis	Thesis publication in KCI or higher level of academic journal as principal/ corresponding author				
	Taking Courses as the alternative to thesis	9 Credits				
Thesis Publish	-		Admitted in or after 2014: Submission of 1 thesis or more during enrollment (principal author: lead author or corresponding author)		Admitted in or after 2014: Submission of 1 thesis or more during enrollment (principal author: lead author or corresponding author)	

* Students in the interdisciplinary bachelor and master's program can complete their course work and graduate (degree conferral) at the same time if they pass their thesis defence in the 3rd semester.

** Thesis alternatives are applicable to students admitted from Spring 2020 Semester only. (NOT applicable to students admitted before 2020)

※ Please see Graduate School website(<https://graduate.ewha.ac.kr>) for more information.

A D-2 visa holder who is going to apply for either a thesis-based or research-based registration next semester should have a “Confirmation Form for Faculty Advisor on a Student’s Thesis·Graduation Test·Credit Schedule” filled out, have it signed by the academic advisor, and visit the ISAT by the first week of the semester. Without this document, the student can be reported to the immigration office, which will result in termination of the student’s visa.



• To cancel a thesis-based registration, please follow the process below.

- ① The Graduate School: Apply for a cancelation on Eureka, have the application form printed and stamped(signed) by yourself, your academic advisor, and department chair → Confirmation from International Student Affairs Team (ISAT) (ECC B329) → Submit the confirmation to the **Office of Registrar**
- ② For D-2 visa holders, your visa will automatically expire on the date of thesis-based registration cancellation. You must leave Korea **within 15 days** from the day of application for the cancellation of thesis-based registration.

• A D-2 visa holder who has completed the coursework but does not apply for either a thesis-based or research-based registration during the payment period will be reported to the Immigration Office.

- ① Your D-2 visa will automatically expire when you are reported. Accordingly, you must leave Korea within 15 days from the day of application regardless of the dates in your visa.
- ② If you would like to stay in Korea, you must apply for either **a thesis-based or research-based registration**.

※ **Inquiry:** Immigration Office(call 1345), International Student Affairs Team (ewhaglobal@ewha.ac.kr) or each Graduate School office.

1) Medical Insurance

All international students are required to enroll in BOTH “A” and “B” health insurance plans as below. Failure to have “A” (National Health Insurance) fees duly paid or to enroll in “B” (private health insurance) will result in restrictions or penalties with regard to students’ visa and/or academic status in Korea. Such students will be restricted from having official university certificates issued.

A. National Health Insurance (NHI)

International students holding a D-2 visa will be mandatorily enrolled in the Korean National Health Insurance (NHI) (those entering Korea for the first time and not registered as foreigners: will be enrolled as of their foreigner registration date). No action is required from students, as students will be enrolled automatically. Students must follow the instructions by the National Health Insurance Service and pay their monthly insurance fee accordingly.

Enrollment	<ul style="list-style-type: none"> - D-2 visa holders: Automatically enrolled as of date of entry into Korea <ul style="list-style-type: none"> * Those entering Korea for the first time and not registered as foreigners: Automatically enrolled as of foreigner registration date - F-4 visa holders: Enrolled as of date of admission into university after entry into Korea <ul style="list-style-type: none"> * Submission of Enrollment Certificate is required for F-4 visa holders as the NHIS is not able to confirm whether an F-4 visa holder is an international student
Insurance Premium	<ul style="list-style-type: none"> - March 2023 ~ : 50% of the average monthly insurance fee paid by foreigners in that year <ul style="list-style-type: none"> * The above reduction rate is subject to change and may not be applied depending on the annual income of students
Payment	The insurance premium for the next month must be prepaid by the 25 th of the previous month
Inquiries/ Website	1577-1000 (Korean), 033-811-2000 (English, Chinese, Vietnamese, Uzbek) www.nhis.or.kr

B. Private Health Insurance

For coverage on medical care not covered by the NHI and for essential services including guarantee of payment, all international students at Ewha must also enroll in one of the private health insurance plans from below throughout their entire period of study.

(1) University-designated plan: no need to submit proof upon enrollment

Enrollment	Apply online at www.isamaster.co.kr/ewha				
Insurance Period & Premium	September 1, 2023 00:00 - March 1, 2024 00:00 (42,000 KRW for 6 months) September 1, 2023 00:00 - September 1, 2024 00:00 (60,000 KRW for 12 months)				
Coverage	Coverage		Maximum		
	Accident	Death and Disability	50,000,000 KRW		
		Medical expenses(Benefit) Medical expense(Non-benefit)	(Hopspitalization) 30,000,000 KRW (Outpatient&Prescription) 150,000 KRW		
			Sickness	Death and Disability	10,000,000 KRW
				Medical expenses(Benefit) Medical expense(Non-benefit)	(Hospitalization) 30,000,000 KRW (Outpatient&Prescription) 150,000 KRW
	[Overseas] Medical expenses of accident				30,000,000 KRW
	[Overseas] Medical expenses of sickness		30,000,000 KRW		
	Liability of reparation		10,000,000 KRW		
	Evacuation / Repatriation		30,000,000 KRW		
	Non -Benefit	Manipulation	3,500,000 KRW		
		Injection	2,500,000 KRW		
		MRI/MRA	3,000,000 KRW		
	Inquiries	070-4201-2454 (Korean, English, Chinese) 070-4201-2455 (Korean, Vietnamese)			

(2) Other private insurance plans: Students enrolled in other private insurance plans must submit proof of insurance via email (ewhaglobal@ewha.ac.kr). Proof of insurance must be provided in Korean or English and must include student's full name, date of birth, coverage dates, coverage details, etc.

2) On-Campus University Health Service Center

The University Health Service Center is a student welfare organization that provides students with health care services including primary care, pharmacy, health examination, and vaccinations.

- ① Location: B1 at the Human Ecology Building (p.1 MAP 39)
- ② Office hours: Mon-Fri 09:00-12:00, 13:00-17:00
- ③ Website: <http://ehealth.ewha.ac.kr>
- ④ University Health Service Center FAQs

Q1. How can I use the Health Service Center?

A: Membership is obtained immediately after paying the student health fee(23,200 KRW).
Membership is valid every semester.

Q2. How do I pay the student health fee?

A: You can make payment with your tuition fee or visit the University Health Service Center with your student ID card.

Q3. Do I need a student ID card to visit the University Health Service Center?

A: Yes. Please show your student ID card at the reception desk.

Q4. Should I make an appointment?

A: An appointment is necessary for vaccination, student health exam, etc.

Q5. How can I make an appointment?

A: Visit the Health Service Center website and login with your student ID for online reservation.

Q6. What is the cost for service?

A: There is no additional cost for services except for some designated surgical treatment materials & specific drugs, vaccinations and examinations etc.

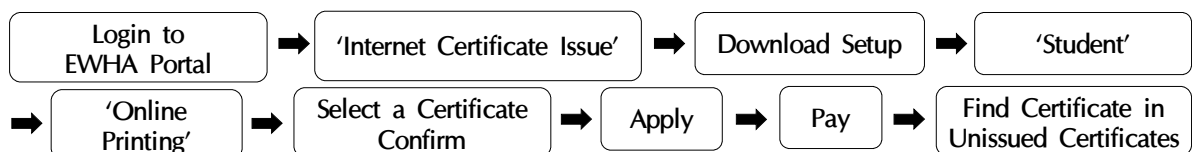
3) Issuing Official Certificates

- ※ To find more details on types of certificates and issuance fee, please look up the webpage (<http://service.ewha.ac.kr>)
- ※ All certificates cannot be provided in electronic file format(JPG, PDF, etc.)
- ※ Log-in information: To find your student ID and password you may find help on Ewha main webpage or call the Student Service Center. When you forget your student ID & password, please see p.7 of this handbook.

A. How to Issue Official Certificates (ex. Transcript, Certificate of Enrollment, etc.)

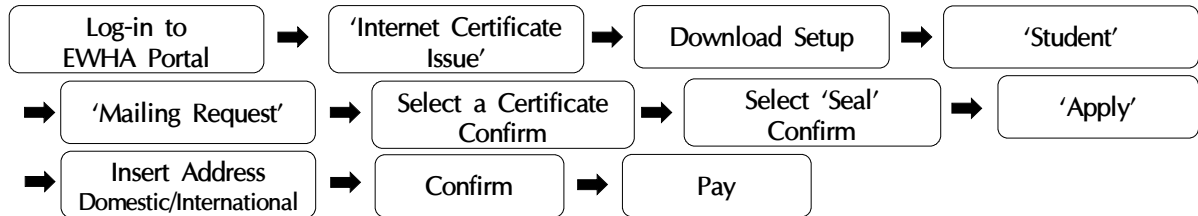
- ① Online Certificate Issuance (<http://service.ewha.ac.kr>)

Print(personal printer or certificate exclusive printer only) your certificate from the above webpage after logging-in to Ewha Portal. You may send link to print your certificate to an email address from the 'Unissued Certificates' box.



② Online Certificate Mailing Request (<http://service.ewha.ac.kr>)

Request Student Service Center online to send your certificate via Post Mail . Post mail fee and certificate issuance fee will be charged together. The university is not responsible for items lost in transit so please check the address once more before you apply.



③ ECC Certificate Issuing Machine

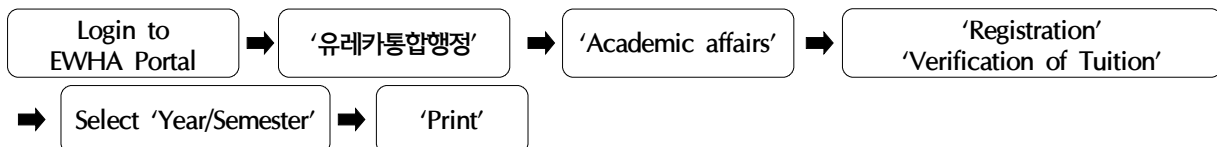
- Location: ECC Gate 1, on your left (in front of the ECC lockers)
- Operation Hours: During ECC Gate opening hours (06:00~22:00)
- Other: Cash and Credit Card available

④ ECC Student Service Center (When you fail to issue at the machine)

- Location: ECC B303 (Gate 1)
- Operation Hours: Mon-Fri 9:00-17:00 (Closed for Weekends and Holidays)
- Other: Personal Identification Card/Passport/Student ID card required
- Only cash available (Currently Enrolled: 500KRW/copy, Graduates: 1,000KRW/copy)

※ A currently enrolled international student who fail to present proof of appropriate and valid medical insurance will not be able to have official university certificates issued until she submits a certificate of insurance to the International Student Affairs Team(ECC B329). The enrollment certificate and transcript are mandatory documents for obtaining a D-2 visa, alien registration, and extension of stay.

B. Print Verification of Tuition Payment



4) Library

Ewha has Central Library and 5 branch libraries including Engineering Library, Law Library, Theological Library, Music Library and Medical Library.

A. Library Open Hours

Category		Semester		Vacation	
		Mon-Fri	Sat	Mon-Fri	Sat
Central Library Stacks (p.1 Map 18)	Stacks	09:00-22:00	09:00-15:00	(Summer) 09:00-19:00 (Winter) 09:00-17:00	09:00-15:00
	Reading Room	24 hours (entrance and exit restricted: 12am-5am)			
Engineering Library		09:00-17:00	Closed	09:00-17:00	Closed
Law Library		Same as Central Library			
Theological Library		09:00-20:30 (Wed) 09:00-17:00	Closed	09:00-17:00	Closed
Music Library		09:00-19:00 (Fri) 09:00-17:00	Closed	09:00-17:00	Closed
Medical Library		09:00-19:00 (Fri) 09:00-17:00	Closed	09:00-17:00	Closed
ECC Reading Room (p.1 Map 4)		06:00-22:00			

B. Library FAQs

Q1. How do I use the library?

A : You need your student ID when you access the library, borrow materials and reserve a seat.

Q2. What is my ID for the library website?

A : Your student ID number is your login ID for the library website. You can log in to the library website through EUREKA.

Q3. How many books can be checked out at each time?

A : A maximum of 10 books for two weeks can be checked out for undergraduate students, and 20 books for 30 days for graduate students.

Q4. Can I extend the return date?

A : Yes, Please renew at library homepage [My ELIS → Material Use → Renew/Reserve/Branch Loan]. You can apply for up to two renewals for each item. (The scheduled date of return is extended within the lending period, starting from the date you applied for extension.)
Reserved books and overdue books cannot be renewed.

Q5. How do I use the seats?

A. You can use a seat of the Central Library and ECC reading rooms by issuing a seat ticket from seat allocation machine or selecting 'Mobile Seat' from Ewha mobile application.
The seats located in the stacks are freely available.

Q6. How do I use the Creative Learning Room, a group activity space at the Central Library?

A. You can use the Creative Learning Room after making a reservaton at library homepage [Facilities → Group Learning Room]. (3 to 6 students, up to 1 time 2 hours)

Q7. Are there photocopy machines in the library?

A. Yes. You can print and copy using with debit card or T-money card on copy machines.
Please check the library website for more information.

※ For more information, please check usage guide on the library website (<https://lib.ewha.ac.kr>) and library blog (<https://ewhalibnews.tistory.com>).

5) On-Campus Cafeterias and Restaurants (Campus Map p.1)

Category	Name	Location		Menu	Hours
Cafeteria	Jinseonmi-gwan Cafeteria	Jinseonmi-gwan 1F	Map 23	Korean	Mon-Sat
	Helen Hall Cafeteria	Helen Hall 3F	MAP 17	Korean & Western	Mon-Fri *Vacation: Closed at dinner time
	I-House Cafeteria	I-House B.D. C B1	MAP 37	Korean & Western	Mon-Fri *Vacation: Closed at dinner time
	Hanwoori Hall	Hanwoori B.D.101 B1	MAP 71	Korean & Western	Mon~Sat (Closed on Sun) Breakfast / Lunch / Dinner provided
	E-House	E-House B.D.201 B2	MAP 73	Korean & Western & Snack	Mon~Fri, Sun (Closed on Sat) Breakfast / Lunch / Dinner provided
	Engineering Building Cafeteria	Engineering B.D. B2	MAP 63	Korean	Mon-Fri *Vacation/Fri(Semester): Closed at dinner time
	Food Court	ECC B4	MAP 4	Korean & Western	Mon-Fri(11:00~15:00, 16:00~18:00) (Closed on public holidays and weekend)
	Dr. Robbin	ECC B4	MAP 4	Italian, Drinks, Ice cream	Mon-Sun(11:00~20:00)
	Salady	ECC B4	MAP 4	Salad, Bagel	Mon-Sun(08:00~20:00) (Closed on public holidays)
	Ewha Gimbap	ECC B4	MAP 4	Korean	Mon-Fri(09:00~18:00)
	BLUEPOT	Helen Hall 1F	MAP 17	Bakery & Drinks	Mon-Sun(08:00~20:00)
	OBONG DOSIRAK	Ewha-POSCO B1	MAP 51	Korean	Mon-Fri(08:00-19:00) (Closed on public holidays and weekend)

Cafe	Starbucks	ECC B4	MAP 4	Coffee & Bakery	Mon-Sun(08:00-19:00) (public holidays and weekend:08:00-18:00)
	TOUS les JOURS	ECC B4	MAP 4	Bakery, Sandwich, Drinks	Mon-Sat(Closed on public holidays and Sunday)
	PARIS BAGUETTE	Ewha-POSCO B1	MAP 51	Bakery, Sandwich, Drinks	Mon-Fri(08:00-19:00) (Closed on public holidays and weekend)
	the Venti	Ewha-POSCO B1	MAP 51	Coffee & Drinks	Mon-Fri(08:00-19:00) (Closed on public holidays and weekend)
	Cafe ing	International Education B.D. 2~3F	MAP 30	Coffee & Drinks	Mon-Fri(08:30-18:00)
	Cafe La matinee	E-House B.D.203 B2	MAP 73	Coffee Bakery, Sandwich, Drinks	Mon-Sat(08:00-22:00) *The coffee machine is available 24 hours *Subject to change during vacation
	Bottle Ground	Hanwoori B.D.101 B1	MAP 71	Coffee & Drinks	Mon-Fri(07:30-19:00) Sat(07:30~14:00) Closed on Sunday *Subject to change during vacation
Convenience Store	CU	ECC B4	MAP 4	Retort, Snacks, Drinks	Mon-Sun
	CU	Ewha-POSCO B1	MAP 51	Retort, Snacks, Drinks	Mon-Fri(Closed on public holidays and weekend)
	CU	SK Telecom B,D	MAP 41	Retort, Snacks, Drinks	Mon-Fri(Closed on public holidays and weekend)
	Emart 24	E-House B.D.203 B2	MAP 73	Ready-to-eat food, Snacks, Drinks	Mon-Sun
	CU	Hanwoori B.D.101 B1	MAP 71	Ready-to-eat food, Snacks, Drinks	Mon-Sun

6) Postal Service

A. Post Office

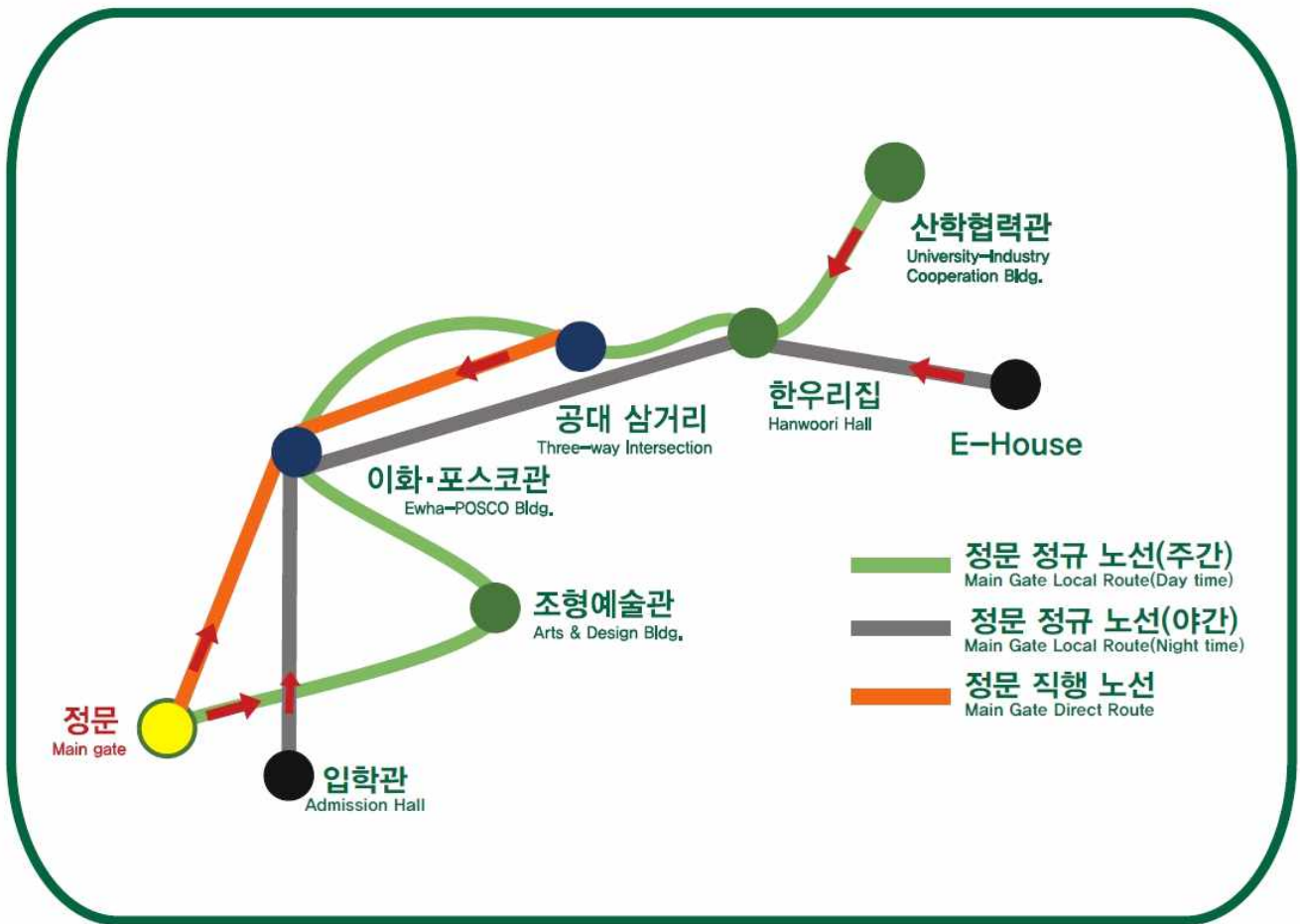
- ① Location : Human Ecology Building B1F (p.1 MAP 39)
- ② Office Hours : Mon-Fri, 09:00-18:00 (Closed for Lunch Break: 11:30-12:30, Holidays)
- ③ Services : Mail, Parcel, Registration, EMS, etc.

B. DHL Express on-campus

- ① Location : Student Service Center, ECC B303 (p.1 MAP 4)
- ② Operation Hours: Mon-Fri 9:00~17:00 (Closed for Holidays)
- ③ Service : DHL Air Express (Orders made before 15:00 will be shipped on the day order is made)

7) Shuttle Bus

A. Operating Time and Route



- ① Except Main Gate Local Route(Night time), all Routes operate only on weekdays.
 - ② Suspension of the Main Gate Local Route(Night time): Sundays, New Year's Day(1/1), Christmas(12/25), Labor Day(5/1), Foundation Day(5/31), Chuseok holidays, Regular holidays during summer/winter vacation
 - * Other legal(substitute) holiday: Regular hours of operation
 - Mon-Fri: 19:10~21:00 Main Gate Local Route(Day time) / 21:10~23:40 Main Gate Local Route(Night time)
 - Saturday: Main Gate Local Route(Night time)
 - ③ Depending on the circumstances of the shuttle bus, there may be differences from the actual operation time. (Non-operating hours : 12:00~13:00)
 - ④ Bus service may be suspended due to traffic situation, emergency disinfection and heavy snow. In case of emergency suspension, it will be announced on Ewha Website.
- ※ For Inquiries : General Affairs Team (02-3277-3300)

B. How to View Real-Time Shuttle Information

Ewha Website → 'About Ewha' Menu → 'Campus Map' Menu → Shuttle/Bus → Click 'Real-time' for each route

8) IT Service

A. IT One-Stop Service Center

- ① Location : ECC B205
- ② Operating Hours : 09:00-12:00, 13:00-17:00
 - ※ No service is available during lunchtime (12:00-13:00) and weekends
- ③ Provided Service
 - a. IT inquiries
 - b. Rental Services : Laptop

B. Free Wi-Fi on Campus

Choose Wifi 'Ewha' and log in with your student ID number and Eureka password.
(<http://www.ewha.ac.kr/ewha/life/wifi01.do>)

C. Computer Labs in the Campus

Building	Computer Lab (Room)	Building	Computer Lab (Room)	Building	Computer Lab (Room)
Education Building A	207	Ewha-Shinsegae Building	B118	Student Union	110-2
Education Building B	155	ECC	B204	Hanwoori House (Building 101)	S481
Central Library	B101	Ewha-POSCO Building	B154	Hak-gwan	252
Law Building	345	Arts & Design Building A	416	Hak-gwan	403

D. Office365 Service

Office365 is a free Microsoft Cloud service that provides Office, mail, document management, collaboration, etc. for students.

* Office365 Account Registration: Eureka Portal Login → Click [Office365] → Service Apply (Application confirmed within 30 minutes, and available by accessing Office365)

* Login also available via <https://i.ewha.ac.kr>

The image displays two screenshots of the Ewha University Office365 service interface. The left screenshot shows the Eureka portal menu with 'Office365' highlighted. The right screenshot shows the Office365 login page with options for Office 365 Pro Plus, SharePoint Online, Exchange Online, and Lync Online, along with a Member Login section.

9) Location of Important Offices

International Student Affairs Team	Degree-Seeking International Students	ECC B329	p.1 MAP 4
International Exchange Affairs Team	Exchange-Visiting Programs	ECC B334	
Career Development Center	Career, Job-Seeking	ECC B307	
IT Service Center	IT Rental, Wireless Service	ECC B205	
Student Service Center	Student ID Card, Certificate, Lost and Found	ECC B303	
Ewha Language Center	Korean, Foreign Language Courses	Ewha-Samsung Building	p.1 MAP 42

10) Websites for Important Offices

Ewha Language Center	http://elc.ewha.ac.kr
Ewha Library	http://lib.ewha.ac.kr → English
Hanwoori & E-House & I-House	http://my.ewha.ac.kr/dorm → English
Health Service Center	http://ehealth.ewha.ac.kr → English
Campus Life Overview (Housing / Dining / Health / Facilities / IT Service / Student Life)	www.ewha.ac.kr → English → Campus Life

11) Sports Facilities

A. ECC Fitness Center

- ① Location : ECC B4 (p.1 MAP 4 - Gate 4)
- ② Program : PT(1:1, 1:5), GX(Group Exercise) (Pilates, Yoga, Sling, Golf, Climbing etc.)
- ③ Operating Hours : 07:00-21:00(Mon-Fri), 09:00-17:00(Sat)
- ④ Contact : 02-3277-2559
- ⑤ Webpage : <https://eccfitness.ewha.ac.kr>

B. Physical Training Center

- ① Location : Student Union Building B1 (p.1 Map 48)
- ② Programs : GX(Group Exercise) (Yoga, Zumba Dance, Pilates, Ballet, K-POP Dance, Strength exercise, Posture correction exercises), Squash, Tennis, etc.
- ③ Contact : 02-3277-2938
- ④ Webpage : <https://wellness.ewha.ac.kr>

C. How to Register for a Sports Program

My Eureka → 'Others' Menu → Community Sports Education Center → Registration of Membership
→ Registration of a Program → Fee Payment

12) University Student Clubs

University clubs offer students opportunities to share broad range of social, cultural, and scholastic interests. University Student Club rooms are located in the Student Union building (p.1 Map 48).

Performance	Activities	Room	Social Sciences	Activities	Room
ESAOS	Orchestral	215	Korean Modern & Contemporary History Society Minmac	Modern & Contemporary History	412
Jazz Two Five	Jazz	521	New Day Philosocietyophy	Fostering autonomy	411
Film-making Club Noue	Documenting films on social issues	441-1	Movement Ewha	Social criticism	502-1
Siloam Mandolin Orchestra	Mandolin	418	Religion	Activities	Room
Central Pungmul Band Aec-mae-gi	Pungmul (traditional folk percussion)	424	CCC	Campus evangelism	302-2
Classical Guitar Society Yeyulhwe	Classical guitar	214	JOY	Campus evangelism	403-3
Ewha Choir	Chorus	419	IVF	Campus evangelism	301-2
University Drama Club	Theatre Performance	426	Youth with a Mission	Campus evangelism	302-4
Band Hansori	Band	423	Gemma	Catholic community	301-4
PYRUS	Cheerleading	402-3	Ewha Buddhist Student Society	Study of Buddhist doctrines	523
Action	Pop Dance	402-2	The Navigators	Encouraging Christians	519
Rock Band Release	Rock band	341	SFC	Encouraging Christians	528
Hangaram Puppet Play Society	Puppet theater	502-2	Ewha Won Buddhist Student Society	Won-Buddhism	301-3
E-MU	Amateur musical theater	502-3	Salmon	Gospels	342
Raon Soul	Hiphop club	502-4	Ewha Torch	Christian Volunteer	-
View Hallo	Jazz dance	B106-1	Culture	Activities	Room
Lilyewha	Traditional Music	526	Cartoon Club Minmi	Cartoon Club	441-2
Volunteering	Activities	Room	Bando Literary Society	Literature	416
Rotaract	Global volunteer work	529	Literary Society Sebyuk	Literary criticism and Book Discussion	403-2
Kibitan	Local volunteer work	515	Ewha Literature Club	Creative writing	403-1
Howoohwe	Philanthropy through volunteer work	401-1	Ehyanghwoe	Korean traditional calligraphy	417
Cham-woori	Local volunteer work	415	Dayeonhwoe	Tea ceremony	530
Baby Kiss	Volunteer work for disabled children	413	Photo Trace	Photograph	524
Dajung	Educating migrant women	520	Winee	Wine	301-1
Little Chai House	Aid for children in developing countries	401-2	Ewha Bagel	Baking	522
Ewhaus	Habitat activity	518	EGG	Computer gaming club	-
Ekles	Korean language tutoring	PHY-B102	SPOONGIRLS	City agriculture club	-
True Ewha	Education mentoring volunteer	-	Ewha with U	University promotional video production	-
EWHA PIE	Sharing cultural experience with international students	-			

Sports	Activities	Room	Academy	Activities	Room
Ewha Kendo	Training and learning mutual respect	531	Polaris	Astronomy observation	441-3
Ewha Yacht	Yachting	512	Wild Bird Watching Club Saerang	Wild bird watching club	517
Ewha Mountain Climbing	Mountain climbers	404	ECC	Research on computers	504
Ewha Taekwondo	Taekwondo	511	AIESEC	Helping local communities	513
Skin Scuba	Skin scuba diving	420	Ewha Baduk	Baduk (Korean chess) club	516
Ewha Han-kyeol	Traditional Korean martial arts	401-4	ENC	Debate on Newsweek articles	527
FC Qok	Football Club	402-4	Ecube	Green living practices	414
Ssom	Shooting	402-1	Soft Brain	Patents and Inventions	302-1
Ewha Play-Girls	Baseball Club	302-3	Ewha Investment Analysis	Analyzing industries	525
Ewha Ski Team	Ski Club	514	Ewha International Law Club	Studying on International law	401-3
Ewha JiuJitsu	Training JiuJitsu skills and self-defence	425	S.E.E.D	Economic Discussion	-
Bouncy	Basketball Club	-	Ewha Commercial Law Studies	Studying and research on commercial law	-
Ecock	Badminton Club	-	EWHA-CHAIN	Studying and research on blockchain	-
Ewha Lacrosse	Lacrosse Club	-	SK LOOKIE EWHA	Social innovation business model development	-
Cheonwha	Korean archery club	-			
Ewha Fencing	Fencing Club	-			
Ewha Volleyball Club	Volleyball Club	-			

1) Center for Human Rights

The Center for Human Rights seeks to make Ewha free of Human rights violation including sexual harassment and violence. The center is also committed to creating an atmosphere of trust and respect, which is essential for a pleasant academic environment.

A. What Center for Human Rights Does

- ① Providing educational programs and activities to eliminate sexual harassment and violence
- ② Receiving and processing reports of human rights violation including sexual harassment and violence on campus
- ③ Providing counseling services for the victims of human rights violation including sexual harassment and violence
- ④ Advocating on behalf of victims of human rights violation including sexual, dating and gender violence

What is sexual harassment?

Center for Human Rights at 'The Ewha Regulations' define "sexual harassment" as the act of causing feelings of sexual shame or disgust through verbal sexual expressions or sexual actions in work, educational, or research-related environment, or enforcing disadvantage against the victim, when the victim does not consent to verbal sexual expressions/innuendos or sexual actions.

B. Online Human Rights and Violence Prevention Education

Ewha provides 'Online Human rights and violence prevention education for Ewha students in accordance with our school's regulation (Human Rights Center Regulation Article 7) and related laws. Please refer to the following information and make sure that **all** students participate in online education **once a year or more**.

- ① Target of Education : All students of Ewha Womans University
- ② Purpose of Education : Cultivation of healthy values on sexuality and prevention of sexual violence
- ③ Education course : Online Human rights and violence prevention education(sexual violence, domestic violence)
- ④ Participation Method
 - a. Access Cyber Campus (<http://cyber.ewha.ac.kr>)
 - Click 'Human rights and sexual violence, domestic violence prevention education' content on the screen
 - Access the detailed screen and click the video button on the bottom(choose the language)



2023 Online Education on Human Rights

기간 제한 없음 ~ 2023-12-31 22:50:00, 43:19



2023 Online Prevention Education on Sexual Harassment and Violence

기간 제한 없음 ~ 2023-12-31 22:50:00, 45:16



2023 Online Prevention Education on Sex Trafficking

기간 제한 없음 ~ 2023-12-31 22:50:00, 26:13



2023 Online Prevention Education on Domestic Abuse

기간 제한 없음 ~ 2023-12-31 22:50:00, 29:05

- b. Download Cyber Campus application on smartphone/tablet PC
→ Completion of the course can also be done by smartphone/tablet PC
(Progress can be only checked when you complete the courses via Cyber Campus application)

- ⑤ Course progress check : Progress can be checked at Grades/Attendance → 'Progress Status' from the left side of the menu
- ⑥ Print of certification: Certification can be printed out from Non-curriculum → 'Completion Check' from the left side of the menu

C. Opening Hours and Location

- ① Open Hours : Mon - Fri 09:00-12:00, 13:00-17:00
(Phone or Email reservation required for visit)
- ② Location : Ewha-Samsung Education Culture Building Rm 622
- ③ Phone Counseling : 02-3277-3229
- ④ Email : humanrights@ewha.ac.kr

2) Student Counseling Center

A. Website : <https://myr.ewha.ac.kr/escc/index.do>

If you have adjustment and/or psychological issues that require professional help, please sign up through Eureka system, following the detailed process of 'How to Sign Up' below.

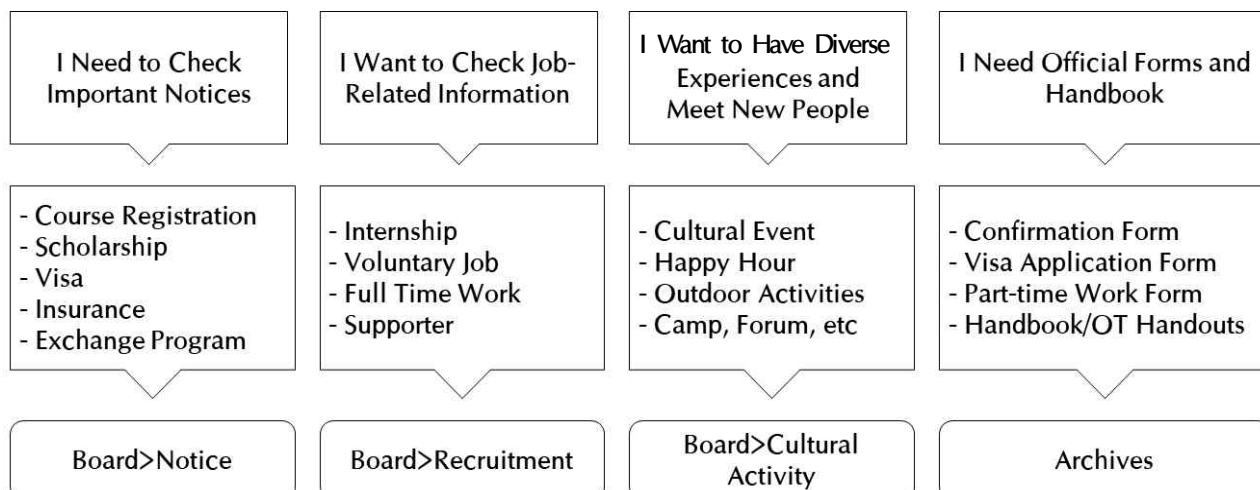
B. Sessions and How to Sign Up

- ① **Individual Counseling:** Counseling is confidential. One-to-one free counseling session will be held once every week up to 10 sessions.
 - a. Common topics: Depression, anxiety, emotional difficulties, relationships, career decisions, stress, school adjustment.
 - b. How to Sign Up : Eureka → Student service → Student counseling → Apply for visiting counseling → Fill out the Application
- ② **Online Psychological Test:** EFMHS(Ewha Foreign Student Mental Health Scale) is a self-assessment mental health test for international students. The test is provided in English and Chinese.
 - a. Contents of Test: Consists of 52 questions regarding well-being, school adjustment, depression, anxiety, alcohol and current psychological status
 - b. How to Take a Test: Eureka → Students Service → E-care → EFMHS → Choose a Familiar Language → Take a Test

International Student Affairs Team (ISAT) under the Office of International Affairs at Ewha Womans University strives to promote a globalized international education system and provide the best service. The ISAT is dedicated to assisting international students with their social, academic and cultural life in Korea. Based on multi-cultural backgrounds and expertise, our staff endeavors to enrich students' experiences through educational programs, more opportunities for interaction, cultural activities, and other events.

A. ISAT Website: <http://isa.ewha.ac.kr>

Important information is available on the ISAT website. We strongly recommend that all international students add the webpage to their favorites and visit as often as possible. Official forms are available under the Archives menu and up-to-date information can be found on the Notice Board on the website.



B. Location and Contacts

- ① Location : ECC B329 (p.1 MAP 4)
- ② Office Hours : Mon-Fri 09:00-12:00, 13:00-17:00
- ③ Tel : 02-3277-6989
- ④ Fax : 02-3277-7175
- ⑤ E-mail : ewhaglobal@ewha.ac.kr

1) Ewha Mate (Mentoring Program for Degree-Seeking Students)

For Undergraduate Incoming & Transfer Students

The Ewha Mate program pairs incoming international students with enthusiastic, friendly Ewha student mentors to help them settle down in Korea and adjust to life at Ewha. We strongly recommend international undergraduate students to participate in the Ewha Mate program during their first semester at Ewha.

A. Mentoring Participants

- ① Mentor : Current Ewha undergraduates
- ② Mentee : Incoming international undergraduate students
(both freshmen and transfer students)

B. Minimum of 15 hours of mentoring activities required per semester

C. Important Notes

- ① Please do not change or cancel your appointment with your Ewha Mate mentor, especially last minute. Continuing to disregard appointment may result in disadvantages applying for scholarships or internships.
- ② Please keep in mind when reaching out to your mentor that they are also fellow students whose academic work is of most priority.
- ③ Asking your mentor to do your assignment for you is strictly prohibited. You may, however, seek advice on study methods using various on/offline sources, utilizing the academic assistance center, finding an on-campus tutor, etc.
- ④ Please contact the ISAT office if you experience any issues with your mentor or the Ewha Mate program.

2) Course Registration Support Service

For All Degree-Seeking Undergraduate Students

ISAT provides 'Course Registration Support Service' during the course Add/Drop period every semester. Volunteer students at Ewha will be available at ISAT office to share their knowledge on course registration with regard to finding courses online, using the Sugang system, managing time schedules, understanding the course guide book, etc. If you are unsure about course registration or are confused with the course guide book, please visit ISAT during this period. For your major courses, check with the office of your major or department for accurate information. Please refer to the back of the handbook (Appendix 7) for the location of the administration office of the department of your major.

3) Ewha International Student Ambassador For All Degree-Seeking Students

ISAT recruits student ambassadors who will be committed to promoting Ewha Womans University to prospective international Ewha students in their home countries. Ambassadors will be representative individuals that are an essential component of Ewha's public relations outreach. Ambassadors' duties include introduction of Ewha to their alma maters (high school or university) via presentations or meetings and consultations with prospective students regarding admission application and campus life.

Recruitment usually starts at the end of each semester (early June or early December) and information will be posted on the ISAT website. Ambassadors are eligible for receiving support for activity expenses and a certificate of ambassador. If you want to be a student ambassador, please contact ewhaglobal@ewha.ac.kr and submit an application form during the application period which will be notified on the notice board.

4) TOPIK Exam Fee Support For All Degree-Seeking Students

International degree-seeking students can receive TOPIK Exam Fee Support by ISAT. International degree-seeking students who newly obtain a higher TOPIK level (level 4 ~ level 6) should fill out the application form and submit all the documents. Details are posted on the ISAT website.

5) TOPIK Preparation Program For All Degree-Seeking Students

All degree-seeking international students can take a TOPIK Prep Course offered by the Ewha Language Center. The course objective is to obtain a TOPIK level 4 or above, which is a graduation requirement for degree-seeking undergraduate students (exception: students from Division of International Studies) and also contributes to eligibility when applying for International Student Scholarships. The university will support the course fee with conditions. Details will be posted on the ISAT website.

6) Happy Hour For All Degree-Seeking Students

A. What is Happy Hour?

Happy Hour is an event where degree-seeking international students come together and enjoy tasty food and music. Happy Hour is held once or twice a semester and all degree-seeking international students are invited to mingle and meet the ISAT staffs. ISAT welcomes all international students to Happy Hour for relief from the stress of studying abroad. Dates will be notified on the notice board of ISAT website and sent to your ewhain.net email.

B. Who Can Participate?

All degree-seeking international students in the undergraduate and graduate programs as well as their Ewha Mates are welcome to attend.

7) Korean Culture Programs For All International Students

Get out of the campus or Seoul for the day by enrolling in one of our exciting programs. It will be a great way to meet new people, see new things, experience more of Korea and try new activities. Upcoming events are posted on the notice board of ISAT website.

8) EAASIS[iasis] For All Degree-Seeking Students

(Ewha Academic Assistance System for International Students)

EAASIS is a major/division based system aiming to support international students. Independent majors/divisions organize and run their own specialized EAASIS programs(mentoring, special lectures and gatherings(among students, and with professors), etc.) based on characteristics of students and respective fields. Please find below to get more information about EAASIS.

A. Independent Majors/Divisions (Contact point: each office)

Korean Language & Literature	Division of Business Administration
Public Administration	Department of Fashion Industry
Sociology	Nutritional Science & Food Management
Consumer Studies	(GSIS) International Studies
Communication & Media	(GSIS) Korean Studies
Division of Design	(GSTI) Korean-Chinese/Korean-Japanese
Fashion Design	(MBA) Graduate School of Business
Department of Korean Language Education	

B. Others (Contact point: ISAT)

ISAT runs programs for students from non-independent major/divisions, and also for all international degree-seeking students. Information about all programs is announced on ISAT website(isa.ewha.ac.kr).

- EAASIS mentoring(by major/division)
- Special lectures on career development and job searching in Korea
- 1:1 Korean Clinic
- Networking event(Get Together)
- Basic Korean/English support program

The International Student Scholarships are offered every semester to degree-seeking international students enrolled full-time.

Scholarship	Eligibility	Coverage	How to Apply
ISS M (Merit-based) _Under graduate	Undergraduate students admitted through the special admissions process for international applicants, and are fully enrolled, having earned a minimum of 15 credits without failure in the previous semester, and shown outstanding academic achievement ※ Students with TOPIK level 4 or above (exception: Division of International Studies)	Varied amounts of tuition (based on ranking)	Recipients are automatically selected and will be notified individually
ISS M (Merit-based) _Graduate	The Graduate School students admitted through the special admissions process for international applicants, and are fully enrolled, having earned a minimum 3.5 GPA (out of 4.3) in the previous semester, and shown outstanding academic achievement ※ Students with TOPIK level 4 or above (exception: Asian Women's Studies)	Varied amounts of tuition (based on ranking)	Apply online to the International Student Affairs Team each semester (early January, early July)
ISS V (Volunteer-based) _Under graduate, Graduate	International undergraduate and The Graduate School students, fully enrolled, having completed at least 10 credits (undergraduate) or 6 credits (graduate), and earned a minimum 2.0 GPA (out of 4.3) in the previous semester ※ Students with TOPIK level 4 or above (exception: Division of International Studies, Asian Women's Studies) ※ Recipients' roles: ISAT Student Assistant or Online Ambassador	Varied amount	
ISS TOPIK _Under graduate	Undergraduate students admitted through the special admissions process for international applicants, and are fully enrolled, earned a minimum 2.0 GPA (out of 4.3) in the previous semester, and obtained new TOPIK level 6 within a year ※ EGPP, GKS, ISS F and FH1(HH1) recipients are not eligible ※ Eligible to apply only once during the enrollment period	Varied amount of tuition	

※ Please make sure to check the ISAT website regularly as conditions for scholarships are subject to change. For more information or inquiries, please contact ewhaglobal@ewha.ac.kr.

14 VISA ISSUANCE (D-2)

Important Notice

A D-2 visa is for international students who intend to “study” at Ewha. Students who do not enroll or whose academic status changes (e.g. leave of absence, voluntary withdrawal from school, course completion or graduation postponement, failure to apply for thesis-based /research-based registration after completing master’s or doctoral degree coursework) will be reported to the immigration office. Such students’ D-2 visa will automatically expire and they must leave Korea within 15 days from the date of the status change. Failure to leave by the deadline will result in being classified as an illegal immigrant and the Immigration Office may not approve their future visa applications. Also, any changes in visa status should be reported to the ISAT. Students must check if their current visa allows them to study in Korea. Those on a visa that does not allow studying at Ewha must immediately change their visa to a study abroad visa.

1) Check Your Current Visa Status

Possession of Visa	Current Country of Residence	Current Visa Status	How to Apply
I DO NOT have a visa to study in Korea	Abroad	• No visa -> Apply for Study Abroad Visa (D-2)	Refer to type 1 below
	in Korea	• Tourist Visa (C-3-9)	
		• General Training Visa (D-4)	Refer to type 2 below
I DO have a visa that permits studying in Korea	in Korea	• Currently studying in Korea with a D-2 visa, planning to proceed to an advanced degree program	Refer to type 3 below
		• F-1~F-6 visas or A-1~A-3 visas, etc. (If you are holding a visa that is not stated in this table, please check if your visa allows you to study in Korea)	No need to apply

- ※ You may be charged with a penalty fee for failing to obtain a visa or change your visa to its correct status before the start of school. We strongly advise you to apply for your visa well in advance as the processing time may take more than 3 weeks. You may need to wait longer during peak season (February and August) of the Immigration Office, as most applications are submitted right before the start of school.
- ※ Check the list of required documents for the D-2 visa in advance from the Immigration Office website(<http://hikorea.go.kr>) and the embassy or consulate of the Republic of Korea in the country that issued your passport.

2) How to Apply for a Visa

Type	Current Visa Status	Information
1	No Visa	<ul style="list-style-type: none"> Applying for visa in Korea is not permitted. <u>You must get your visa issued before arriving in Korea.</u> Check the list of required documents for the D-2 visa in advance from the Immigration Office website and the embassy or consulate of the Republic of Korea in your home country
	Tourist Visa (C-3-9)	<ul style="list-style-type: none"> Prepare the required documents and apply for the Study Abroad Visa (D-2) at the embassy or consulate of the Republic of Korea in your home country
2	General Training Visa(D-4)	<ul style="list-style-type: none"> Apply for a change to a Study Abroad Visa(D-2) before the expiration of your current D-4 visa D-4 visa status must be valid until the D-2 visa is issued. If you leave Korea, you may not be permitted re-entry to Korea if your D-4 visa has expired. In this case, you must newly apply for a D-2 visa at the embassy or consulate of the Republic of Korea in your home country
3	Study Abroad Visa(D-2), (Ewha & Non-Ewha Student)	<ul style="list-style-type: none"> Convert your current Study Abroad Visa (D-2) status in Korea (e.g. If you are pursuing a master's program after completing a bachelor's degree program at Ewha, you must convert to a master's degree visa. You cannot use the same visa issued for your previous degree. Likewise, students who have graduated from a school in Korea other than Ewha should convert their visa to a new D-2 visa.) Prepare a newly issued Certificate of Admission and apply for a conversion to a study abroad visa by visiting the local Immigration Office or applying online

3) Application for a Study Abroad Visa (D-2)

※ **NOTE** : Conditions are subject to change. You may visit www.hikorea.go.kr for the most up-to-date visa information. Please contact the foreign language call center of the Immigration Office by dialing 1345.

A. Required Documents

- ① Application form (Appendix 2 or Download from www.hikorea.go.kr)
- ② Passport
- ③ Color passport photo (3.5cm * 4.5cm) (Appendix 8)
- ④ Photocopy of business registration certificate of university
- ⑤ Certificate of admission (a copy or a scanned version is accepted at the diplomatic offices. In case the consular requests an original document, please inform the ISAT)
- ⑥ Evidence of the highest level of education the student has completed (e.g. graduation certificate)
- ⑦ Proof of financial capacity (e.g. bank balance certificate - minimum 20 million KRW)
- ⑧ Family relation certificate (for those submitting bank balance certificate issued under parents' names)



- ⑨ Tuberculosis test certificate (for nationals of one of the 35 countries listed below)
 Nepal, East Timor, Laos, Russia, Malaysia, Mongolia, Myanmar, Bangladesh, Vietnam, Sri Lanka, Uzbekistan, India, Indonesia, China, Cambodia, Kyrgyz Republic, Thailand, Pakistan, Philippines, Nigeria, South Africa, Belarus, Mozambique, Moldova, Azerbaijan, Angola, Ethiopia, Ukraine, Zimbabwe, Kazakhstan, Congo, Kenya, Papua New Guinea, Tajikistan, Peru
- ⑩ Fee (Please ask the Korean Embassy in your home country)

4) Extension of Study Abroad Visa (D-2)

A. Application Eligibility

A student with a Study Abroad Visa (D-2) can apply for an extension from 4 months before the expiration date. Online application is also possible through the hikorea website.

B. Required Documents

- ① Application form (Appendix 2 or Download from www.hikorea.go.kr)
- ② Passport
- ③ Residence Card (RC)
- ④ Certificate of studentship, Certificate of completion(for thesis-based / research-based registration)
- ⑤ Academic transcripts
- ⑥ Proof of financial capacity (e.g. bank balance certificate issued under student's own name at a bank in Korea - minimum 10 million KRW)
- ⑦ Proof of residence (e.g. confirmation of dormitory residence, copy of lease agreement or rent contract, confirmation of residence/accommodation, etc.)
- ⑧ Confirmation Form for Faculty Advisor on a Student's Thesis, Graduation Test, Credit Schedule (Thesis-Based / Research-Based Registration ONLY, Appendix 4)
- ⑨ Statement of Reasons for Delayed Graduation (Students taking extra semester, Appendix 5)
- ⑩ Fee (60,000 KRW)

※ How to Issue University Transcripts and Statements

Online	Offline	For Those Living Outside of Korea
Eureka Login → Internet Certificate Issue Menu	Certificate Issuing Machine at Student Service Center (ECC B303)	Student Service Center (service@ewha.ac.kr)

※ Caution: All official documents issued by the school can be issued only when the student has submitted her health insurance documents.

※ Please see p.31 of this hand book for official certificates issuance

C. Maximum Period of Stay

Please first check the maximum extension period and apply for visa extension.

Note that after the maximum deadline, D-2 visa extension is prohibited.

Course of Study	Maximum Extension Period
Bachelor	Within 2 years of completion of study (수료)*, within 6 years from matriculation
Master's	Within 3 years of completion of study (수료), within 5 years from matriculation
Doctoral (including Combined)	Within 5 years of completion of study (수료), within 8 years from matriculation

*Postponement of graduation is included in the terms after completion of study

5) Change in Visa Type (to D-2)

A. Application Eligibility

A person with a short term stay visa (including those on B-1 (visa exempted) and B-2 (tourist/transit) or a person staying in Korea with a residence card.

(e.g. A foreigner with a D-4 who needs a D-2 to study in Korea, an international student who graduated and has a bachelor's degree (D-2-2) planning to proceed to a master's degree program (D-2-3))

***Please note that C-3-9 visas cannot be changed to a D-2 visa. Please note that there can be other visa types that cannot be changed to a D-2 type in Korea or there can be a fine when changing your visa status from one to a D-2.**

B. Required Documents

- ① Application form (Appendix 2 or Download from www.hikorea.go.kr)
- ② Passport
- ③ Color passport photo (3.5cm * 4.5cm) (Appendix 8)
- ④ Photocopy of business registration certificate of university
- ⑤ Certificate of Admission (A copy or a scanned version is accepted unless told otherwise)
- ⑥ Evidence of the highest level of education the student has completed (e.g. graduation certificate)
- ⑦ Proof of financial capacity (e.g. bank balance certificate - minimum 20 million KRW)
- ⑧ Family relation certificate (for those submitting bank balance certificate issued under parents' names)
- ⑨ Proof of residence (e.g. confirmation of dormitory residence, copy of lease agreement or rent contract, confirmation of residence/accommodation, etc.)
- ⑩ Tuberculosis test certificate (for nationals of one of the 35 countries listed below)
Nepal, East Timor, Laos, Russia, Malaysia, Mongolia, Myanmar, Bangladesh, Vietnam, Sri Lanka, Uzbekistan, India, Indonesia, China, Cambodia, Kyrgyz Republic, Thailand, Pakistan, Philippines, Nigeria, South Africa, Belarus, Mozambique, Moldova, Azerbaijan, Angola, Ethiopia, Ukraine, Zimbabwe, Kazakhstan, Congo, Kenya, Papua New Guinea, Tajikistan, Peru
- ⑪ Fee (130,000 KRW)
- ⑫ Residence Card (if applicable)

1) Foreign Resident Registration

According to Korean law, to reside in Korea for more than 90 days, you must apply for a Residence Card(Former Alien Registration Card or ARC) within 90 days of arriving in Korea. This permit is required regardless of your visa status, and it is of your advantage to obtain it as soon as possible. When you leave Korea during the semester for a short period, you must have your Residence Card with you to maintain your D-2 visa for re-entry to Korea. If you leave without having registered yourself as a foreign resident or before receiving your Residence Card, your visa will expire regardless of your period of stay and you may not be able to enter the country or have a new visa issued.

※ **NOTE** : If you do not apply for your Residence Card within 90 days of entry, you may be subjected to a fine, so do apply upon your arrival in Korea with the right visa.

A. Required Documents

- ① Application form (Appendix 2 or Download from www.hikorea.go.kr)
- ② Passport (Both original and photocopy)
- ③ A copy of visa page on passport or a visa grant notice
- ④ Color passport photo (3.5cm * 4.5cm) (Appendix 8)
- ⑤ Certificate of enrolment issued after the date of arrival in Korea (service.ewha.ac.kr) or a tuition fee receipt if applying before the start of the semester
- ⑥ Proof of residence (e.g. confirmation of dormitory residence, copy of lease agreement or rent contract, confirmation of residence/accommodation, etc.)
- ⑦ Fee (30,000 KRW) - Scan and submit the passport to the Immigration Office ATM and pay

B. Re-Issuance of Lost or Damaged Residence Card

If your Residence Card is lost or damaged, you should apply for a new card at your local or district Immigration Office that has jurisdiction over your area of residence within 14 days. You may be subjected to a fine if you do not apply for re-issuance within the time.

※ Required Documents

- ① Passport
- ② Application form (Appendix 2 or Download from www.hikorea.go.kr)
- ③ Evident documents about the reason for re-issuance (re-issuance due to loss)
- ④ Color passport photo (3.5cm x 4.5cm) (Appendix 8)
- ⑤ Old Residence Card (re-issuance due to physical damage)
- ⑥ Fee (30,000 KRW)

C. Notification of Changes in Registration Information

In the event of changes in any of the information listed below, you must report the status change by yourself within **14 days from the date of change by visiting the Immigration Office.** You may be subjected to a fine if you do not apply for re-issuance within the time and may be unable to extend your visa. Especially, there are many students who move and have changes in their addresses – do notify the Immigration Office on time.

① Report Details

- a. Name, gender, date of birth, nationality
- b. Address (Including room change at the dormitory)
- c. Passport information (number, date of issue, expiration date, etc.)
- d. School (including change in school name)

② Due Date of Report: **within 14 days from the date of change**

③ Method of Report

- a. By visiting the Immigration Office or filing E-Application at www.hikorea.go.kr
- b. Changing address can be also done at district office

④ Required Documents for Notification of Change

- a. Application form (Appendix 2 or Download from www.hikorea.go.kr)
- b. Passport
- c. Residence Card
- d. Documents proving the change (e.g. new contract for moved house, newly issued passport)
- e. Certificate of attendance from the new school (where applicable)

2) Regulations on Residence Card Return

You should observe the expiration date on your Residence Card. You should not hold an expired Residence Card and violations can result in fines or re-entry / visa issuance / visa extension failure. It is the responsibility of the student to understand and abide by immigration regulations. Please be aware of your responsibilities regarding sojourn and visa issues.

A. Reasons for Returning Residence Card

- ① Upon final departure (**when you cannot maintain current enrolled student status** as following applications such as leave of absence, graduation, voluntary withdrawal, not registered etc.)
- ② Upon acquiring Korean citizenship (return within 15 days of citizenship acquisition)
- ③ In case of death (within 15 days of acknowledgement of the death / within 30 days of the death)



3) Part-Time Work for International Students

The job start date must be after the student obtains permission from the Immigration Office.

However, being a teaching assistant at one's school and students with a work scholarship are exceptions from eligibility.

A. Application Eligibility

A D-2 visa holder with a minimum GPA of C (2.0) in the previous semester and has obtained permission from the International Student Affairs Team

※ Examples of Places for Work

- Interpretation, translation, restaurant assistant, office assistant, etc.
- Tour guide assistant, duty-free shop sales assistant

B. Maximum Weekly Working Hours

Program	Year in Program	TOPIK	Maximum Working Hours	
			Monday - Friday	Weekend/Vacation
Undergraduate	Year 1-2	3 or above	X	10 hours
			O	30 hours
	Year 3-4	4 or above	X	No limit (prior permission required)
			O	30 hours
Graduate	During Coursework	4 or above	X	15 hours
			O	35 hours
				No limit (prior permission required)

※ English track (Asian Women's Studies, DIS) students may submit a) an official document stating that all courses are conducted in English and b) TOEFL 530(CBT 197, iBT 71), IELTS 5.5, CEFR B2, or TEPS 601(NEW TEPS 327) as an alternative to TOPIK.

※ Students from a country where English is the official language are exempt from having to submit the above b) certificates.

C. Allowed Period: Up to 1 year within your period of sojourn, up to 2 work places

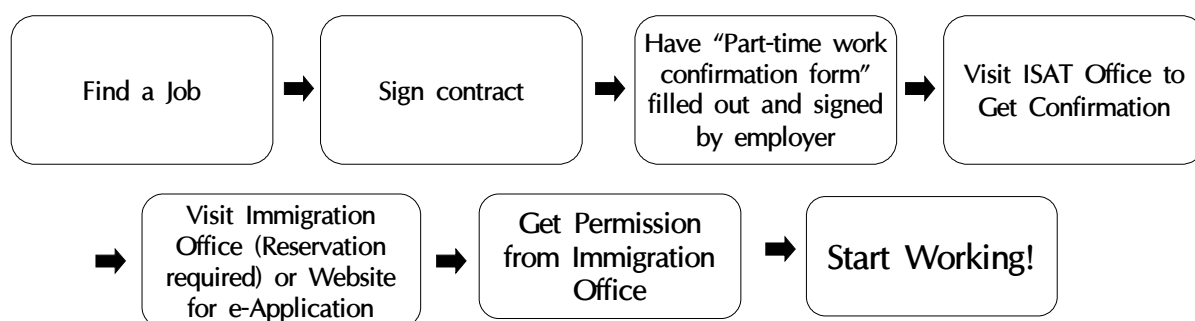
D. Prohibited Fields and Activities

- a. Construction, manufacturing industries
- b. Private tutoring
- c. Other activities that are not appropriate for students or fields that require employment restrictions by the Minister of Justice
- d. Facilities related to foreign language education for children
e.g. English kids' cafes, English camps, foreign language conversation institutes, etc.
- e. Working as a "rider" for food delivery app companies

E. Required Documents

- ① Passport
- ② Residence Card
- ③ Application form (Appendix 2)
- ④ Part-time work confirmation form (Appendix 3)
- ⑤ Academic transcripts
- ⑥ Language proficiency test score reports or certificates
- ⑦ Copy of the business registration certificate of the workplace
- ⑧ Copy of the employment contract

F. Steps



※ **Note:** Once you complete "Part-time Work of Foreign Student Confirmation Form", visit ISAT(ECC B329) then the coordinator from ISAT will check the "Confirmation from a Uni. Official" part. **You can start working after you get permission from the Immigration Office** or through HiKorea website with submission of the required documents. You must follow the order of application.

4) Seoul Southern Immigration Office Information

A. **Call Center** : 1345 (without area code) (Multiple language service provided)

B. **Website** : <http://www.hikorea.go.kr> (e-Application)

C. **Address** : 48, Magokseo-1 ro, Gangseo-Gu, Seoul

D. **Office Hours** : 09:00-12:00, 13:00-18:00 (Closed on weekends and holidays)

E. **Direction to Immigration Office (Subway)**

- ① Take subway line 5 and get off at Magok(마곡) station.
- ② Take Exit no.1 and walk straight for about 5 minutes.

1) Useful Off-Campus Organizations

Immigration Office (Call 1345)	www.hikorea.go.kr	Visa and Sojourn
Seoul Foreigner Portal	http://global.seoul.go.kr	Job recruitment, Cultural activities, Consultation on living in Seoul, etc.
Korea Tourism Organization	www.visitkorea.or.kr	Travel information
National Railroad	www.korail.com	Reservation, Travel package

2) Online Application Regarding Visa & Sojourn : e-Application

※ NOTE : Conditions are subject to change. You may visit www.hikorea.go.kr for the most up-to-date notice or please contact the foreign language call center for the Immigration Office (1345).

A. List of Available Applications

- ① Extension of stay for registered foreigners
- ② Change of status for registered foreigners
- ③ Permission for part-time work
- ④ Notification of change in registration information (Residence, Passport number, Date of Passport Issuance, Expiration Date of Passport, etc.)

B. Advantages of e-Application

- ① Lower application fee compared to making a visit to the immigration office
- ② Faster process

C. Steps for e-Application

① Registration Guide

a. Visit hiKorea (www.hikorea.go.kr) → Change language to 'English' → Click "Join"

The screenshot displays the hiKorea website interface. At the top, the 'Create your account' link is highlighted with a red box. Below the header, a banner for the 'Guide to Online Application for Re-entry Permit' is visible. A navigation bar contains links for 'Petition Application', 'Information Lookup', 'Smart Entry Service', 'Information sharing corner', and 'News & Announcements'. Below this, four main service tiles are shown: 'Petition Application', 'Smart Entry Service', 'Reserve Visit', and 'Lodging Registration'. The 'My Civil Petition Status' section on the left lists various services like 'e-Petition Application Status' and 'Check Visa Application Result'. The 'Favorites Services' section on the right lists 'Guide', 'Application form', 'Obligation for Aliens to Report', and 'Reference material for naturalization interview'.

b. Check “I agree to all of the above” → Check “Create your account”

Log in / Create your account / Guide / Customer Center / 한국어 / ENGLISH / 日本語

Petition Application | Information Lookup | Smart Entry Service | Information sharing corner | News & Announcements

HiKorea provides convenient online application services.

Membership

Create your account

Find ID

Find password

Membership from SeS to HiKorea

Create your account

Terms of Use

Hi Korea User agreement

Information on comprehensive support service website for foreigners (Hi Korea)
The Hi Korea is a comprehensive web portal for supporting foreigners. It was created as a part of the Korean government's efforts to form an electronic government (e Government), which is built by the Ministry of Justice (MoJ) being the main organization), the Ministry of Knowledge Economy, and the Ministry of Labor. It was designed to provide foreigners (those residing in Korea or other countries) with essential information on immigration, investment, employment, and everyday living, as well as means to take care of related civil services and issues on line.

Chapter 1. General

Article 1. (Objective)

☐ Agree/Disagree

Privacy Policy - HiKorea

[Hi Korea] respects and upholds the following "Personal Information Protection Policy"

[Hi Korea] overview

- [Hi Korea] is a general support portal site for foreigners, jointly created by the Ministry of Justice, the Ministry of Knowledge Economy and the Ministry of Labor. It was created with the purpose of providing investment, employment, residence, and everyday living related information, as well as providing related on-line services from a single convenient location.

Automatically collected and stored information (Access Log)

- Upon using [Hi Korea]'s services, information about which page you view and while files get downloaded are collected and stored in our servers without your explicit consent. This information can not be used to track or identify an individual by itself, and it is not tied to any specific user profile. Its purpose is strictly to serve as base data to help improve our site.

☐ I agree

Consent to Collection and Use of Personal Information in accordance with Article 15 of the Personal Information Protection Act

Consent to Collection and Use of Personal Information in accordance with Article 15 of the Personal Information Protection Act

1. 1. Purpose of Collection and Use of Personal Information
The HiKorea website uses personal information to provide civil petition services and does not use it for any other purposes. HiKorea collects and uses personal information at the minimum required level to process civil petitions, including e applications, visit reservations and immigration related information services, and access to personal information is denied except for relevant officers in charge.

2. Items to be collected
Name, Date of Birth, Residence Card No. (Resident Registration Card No.), e Mail, Nationality, Contact Number, Address, etc.

☐ I agree

☐ I agree to all of the above

Create your account

c. Click “Registered foreigners”


[Home](#) > [Membership](#) > [Create your account](#)

Member type Selection

Please select type of member.

Individual Membership


Type of Individual member includes nationals, foreigners, overseas compatriots



Korean nationals
Registered foreigners
Short-term residents
Overseas Compatriots

Corporate Membership

Corporate membership is divided into domestic and overseas company.



Domestic Company
Overseas Company
Administrative Agency

d. Write your registration number → Write your name (as written on your Residence Card) → Write the numbers as shown → Click “Confirm”

Please fill out the following form and click on the 'confirm' button.

※ Refer to your Alien Registration Card and the specimen shown below to complete required fields.

A registered foreigner(an Alien Registration Card holder)

* Alien registration number①	<input type="text"/> - <input type="text"/>
* Name②	<input style="width: 100%;" type="text"/> ※ Enter your name in the same order as the name on the Alien Registration Card If the name is long and includes '-', enter the name without '-' ※ Enter the name on your Alien Registration Card.If you are Chinese, enter a space between the last name and the first name. Please enter the first name without spaces. (An example) YUAN RONGMEI
* Confirm input	Enter numbers displayed in the picture below. <div style="display: flex; align-items: center;">  <input style="width: 60px;" type="text"/> </div> (Please enter the numbers shown.)

See an example



Confirm

Cancel

e. Write all your personal information and click “Confirm”

② e-Application Guide

※ e-Application Process: Apply → Submission of Required Documents → Pay Service Charge → Receive → Process

- Please check if you have all required documents in scanned version
- File name should be in Korean or English

a. Log in and click “e-Application”

The screenshot displays the Hti Korea website interface. At the top, there is a navigation bar with the Hti Korea logo, a 'Log in' button, and links for 'Create your account', 'Guide', 'Customer Center', and language options (한국어, ENGLISH, 中文). Below the navigation bar, a 'Petition Application' dropdown menu is open, showing 'e-Application' and 'Reserve Visit' as options. The main content area is divided into several sections: 'Enquiry submission result' (listing e-Application, Reserve Visit, and Confirmation of Visa Issuance), 'Other Services' (listing Office Directory, Check Registration Card Validity, Expiry Date check, Search Integrated Report of Change in Employment, and Confirm e-Application Certificate Issuance), 'SeS Information' (listing What is Smart Entry Service?, Eligibility, How to use SeS Auto-gate, and SeS Enrollment Centers and Airports), 'Mutual Use' (listing Korea-US(SeS-GE), SeS/e-Channel, SeS-APC, SeS/e-Gate, and SeS-EasyPASS), 'Contact Us(only SeS)', 'Living in Korea' (listing Immigration/Stay Guide, Nationality/Naturalization Guide, Social Integration, Immigrant Investor, Investment, and Employment Support), and 'Notice' (listing Press release, Data Library, Application form, Newsletter, and COVID-19 Information). At the bottom, there is a 'My Petition' section with a 'Confirm Reservation' button and a list of services: e-Petition Application Status, Check Visa Application Result, Reserve Visit Status, Apply for Automated Immigration Clearance, and Preliminary Declaration of Voluntary Departure. To the right of this section are 'Q&A' and 'Re-entry Permit' buttons. Further right, there is a 'Guide' section with links to 'Application form', 'Obligation for Aliens to Report', and 'Reference material for naturalization interview'.

b. Select the name of petition

Home > Petition Application > e-Application > e-Application

e-Application

1.Select Civil Petition

2.verification

3.Please complete your enquiry

4.Enquiry submission result

Type ☒ Apply(principal) ☐ Apply(agent)

Re-entry Permit	<input type="radio"/>
Permit to change employment for foreign worker with a Non-professional Work Visa (E-9)	<input type="radio"/>
Extension of stay for registered foreigners	<input type="radio"/>
Extension of Sojourn period for Overseas Korean (F-4)	<input type="radio"/>
Permission for Extension of stay for short-term visitor	<input type="radio"/>
Commencement of Work for H-2 Visa Holder or Notification of Changes in Workplace	<input type="radio"/>
Change of status for registered foreigners	<input type="radio"/>
Permission for Part Time Work of International Students (D-2) and Language Trainees (D-4-1)	<input type="radio"/>
Report Part Time Work of International Students (D-2) and Language Trainees (D-4-1)	<input type="radio"/>
Address change declaration	<input type="radio"/>
Report Change of Domestic Residence of Overseas Korean	<input type="radio"/>
Declaration of C3 re-entry person's place of residence	<input type="radio"/>
(COVID-19) Temporary extension of stay for departure of registered foreigners	<input type="radio"/>
(COVID-19) Extension of Stay for Departure	<input type="radio"/>
Notification of change in registration information	<input type="radio"/>

c. Click “I agree” → “Next”

Required documents	<ul style="list-style-type: none"> • Common <ul style="list-style-type: none"> • Application form (Template #34) • Passport or Entry Permit for Foreigners • Foreigner Registration Card • Required documents for each status <ul style="list-style-type: none"> • Change (including name change) in affiliated organization or department: Applicable to Cultural Arts(D-1), Study Abroad(D-2), General Training(D-4), and Working visit (H-2) status holders : Certificate of business • Name change of the affiliated organization or department: Applicable to Journalism(D-5), Religious Affairs(D-6), Supervisory/Intra company Transfer(D-7), Corporate Investment(D-8), Trade Management(D-9) status holders : Certificate of business • Change in passport number, issuance date or expiration date : Newly issued passport • Changes to the name, gender, birth date or nationality : Newly issued passport and documents to prove the reason for the change
Service charge	Not applicable.
Administrative process	<ul style="list-style-type: none"> • e-Application <ul style="list-style-type: none"> ① Apply → ② Pay service charge → ③ Receive → ④ Process • Reserving an appointment <ul style="list-style-type: none"> ① Visit and reserve an appointment → ② Visit the immigration office or its branch office at the reserved date → ③ Apply → ④ Receive → ⑤ Process <p>※ Applications that were not processed on that day can be found under Status of e-application</p>
Time received (Time processed)	<ul style="list-style-type: none"> • Reception time <ul style="list-style-type: none"> • e-Application : Available on weekdays from 07:00 to 22:00 (Not available on Saturdays, Sundays and holidays) • Reserving an appointment : Available 24 hours at the H-Korea website • Process time <ul style="list-style-type: none"> • e-Application : within 3 days • Reserving an appointment : Immediately
Administrative organization	Local immigration office or branch office
Competent department	Visa & Residence Division Korea Immigration Service
Related laws and regulations	<ul style="list-style-type: none"> • Immigration Laws Article 35 • Immigration Laws Enforcement Ordinance Article 44 • Immigration Laws Enforcement Regulation Article 49 Section 2
Phone Number	Immigration Contact Center (1345, without area code)
Miscellaneous	e-Applications can be applied within 15 days of the change. An appointment for visitation can be reserved within 14 days of the change.

※ I agree that a civil servant in charge may check the relevant information in relation to this work, through Sharing Administrative Information pursuant to Article 36 of the Electronic Government Act.

Immigration authorities may request you to appear at a local immigration office for review of application or conduct fact-finding investigations in accordance with the Immigration Act. In addition, applications may be denied based on review results.

☐ I agree.

Next

d. Write All your Information (This is an example for “notification of change in registration information”)

>

Petition Application

>

e-Application

>

e-Application

e-Application Status

1.Select Civil Petition

2.verification

3.Please complete your enquiry

4.Enquiry submission result

✓




Notification of change in registration information

Civil Petitioner Information

Name		Gender	
Nationality		Date of Birth	
Alien registration number		Passport No.	
Passport Expiry Date	2025-06-06	* Phone Number	
* Email address		* Phone Number (Mobile)	

- e. Upload All Required Documents (This is an example for “notification of change in registration information”) → Click “Apply”

▣ The information to report

* Enter passport information①	<input type="text"/>	<p>▶ Passport Sample ◀</p> 
* Reenter your new passport information①	<input type="text"/>	
* Your new passport's issuance date②	<input type="text"/>  (Enter 8 characters, ex.19701123)	
* Your new passport's expiration date③	<input type="text"/>  (Enter 8 characters, ex.19701123)	
* Phone Number	<input type="text"/>	
* Phone Number (Mobile)	<input type="text"/>	
* Email address	<input type="text"/>	
Date of application	2022-01-18	
* Competent Immigration Office for foreigners	SEOUL SOUTHERN IMMIGRATION OFFICE	

※Please note filing a false report is punishable by the Immigration Act.

▣ Required Documents

* 1.Passport Information Page Image	<div>파일 선택 선택된 파일 없음</div> <div>Add Delete</div>
-------------------------------------	--

※ Please attach files less than 1MB (1,024KB) in the format of jpg, bmp, png, gif, tif and pdf.
(JPG files with 95KB or less only, for ID pictures)

※ Files may not be attached if the attached file name or path contains any foreign words except for English.

Go back to previous page

Apply

f. Payment of Service Charge

Ⓐ Credit Card: Enter your credit card info → Transaction

Ⓑ Payment Through Mobile Phone:

Enter your mobile phone number & foreign registration number

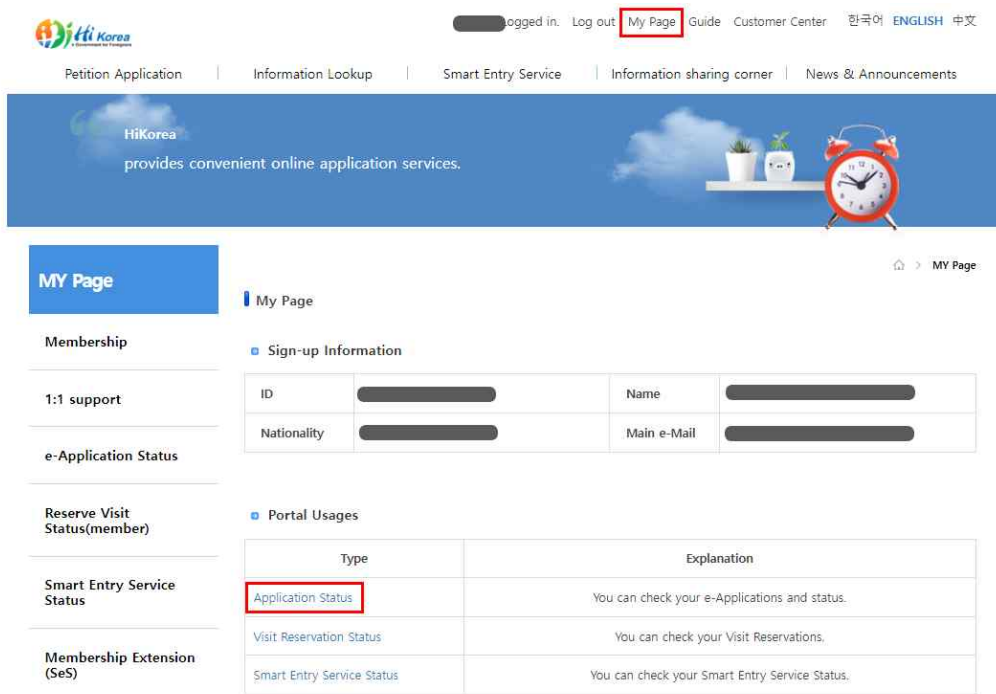
→ Check your text message containing the authentication number

→ Enter the authentication number that you received

→ Make a Payment (your payment will be added to your mobile phone bill)

g. Confirm Status of Application

Ⓐ My page → Manage e-application to view the list of applications that you've submitted



HiKorea provides convenient online application services.

MY Page

Membership

1:1 support

e-Application Status

Reserve Visit Status(member)

Smart Entry Service Status

Membership Extension (SeS)

My Page

Sign-up Information

ID		Name	
Nationality		Main e-Mail	

Portal Usages

Type	Explanation
Application Status	You can check your e-Applications and status.
Visit Reservation Status	You can check your Visit Reservations.
Smart Entry Service Status	You can check your Smart Entry Service Status.

- ② Click the application number on the menu and you can check details of application

< MY Page > e-Application Status

e-Application Status

Application
* term

2021-01-18 ~ 2022-01-18

Application
* name

Search

※ If you have any questions, please contact the Call Center (1345 without area code).

Total applications : 2item(s)

Application number (Date of application)	Name	Application category	Process Status	Processing Organization Contact
2022002801292 (2022-01-18)		Address change declaration	Cancellation of application	
2021002682595 (2021-10-29)		Extension of stay for registered foreigners	Processed (Granted)	SEOUL IMMIGRATION OFFICE

h. Issuance of Receipt / Certificate

- Ⓐ Depending on the status of your application, you can issue an online receipt or permit

▣ Progress

	Issuance number	Print	Status	Person in charge	Processed content	Processed date
1	20210		Applied			2021-10-29
2	SUBF21	Registration	Received	장지영		2021-11-01
3		Confirmation	Processed (Granted)			2021-11-12

※ The service charge will be refunded if your application is rejected for any reason.

List

※ Online Service Fee Discount (as of June 27, 2023)

20% off the service fee (Please check with the Immigration Office for details)

1) Emergency Contact Information

- Hanwoori Hall : 02-3277-5001
- I-House : 02-3277-6001
- Emergency Assistance : 119
- Immigration Office : 1345
- E-House : 02-3277-5905
- Campus Police : 02-3277-5000
- Police : 112

2) Fire Safety Guidelines

A. Evacuation Plan

- If you discover that a fire has started, loudly call out "Fire!" to let others know.
- Press the fire alarm.
- Do not use the elevator. Use the stairs instead.
- If it is impossible to go downstairs during an evacuation, go to the roof instead.
- Stay low and follow the instructions of the person in charge.
- When passing through burning areas, wrap your body and face with a wet blanket or towel.
- Before opening a door, touch the door with the back of your hand or lightly touch the door knob.
 - If the door knob doesn't feel hot to the touch, open the door carefully and step through.
 - If the door knob is hot, do not open the door and find another way out instead.
- After evacuating, stand upwind as you wait for help.
- Once you have gotten out, do not attempt to re-enter the building.
- If you cannot find an exit, wait until a rescue team arrives.
- Stuff door crevices with wet clothes or bedding to prevent smoke from entering the room.
- Important reminders about dense smoke
 - Mostly a clear air layer is under a smoke layer.
 - Crawl on your hands and knees when you move a place with a full of smoke. Do not let your abdomen touch the floor.
 - Use a wet towel to cover your nose and lips to protect your lung from inhaling toxic gas.
 - If your clothing catches on fire, cover your eyes and mouth with both hands and then roll on the floor.

B. Reporting a Fire

- Press the fire alarm and immediately report the incident to the fire station.
- Dial 02-3277-5000 (on Ewha Campus) or 119 calmly. Report the fire.
- Calmly describe the details of the fire: location, building, etc. (e.g. "A fire broke out in ECC B333.")
- Hold the line until the fire department acknowledges the report.
- Emergency calls (119, 112, etc.) are available for free at public phones by pressing the red Emergency Call button.

3) Fire Prevention

A. In Buildings and On Campus

- Smoking is strictly prohibited on campus. If you smoke, you will be fined up to 100,000 KRW.
- Be careful and follow the guidelines when disposing of flammable liquids (e.g. alcohol, gasoline) or flammable gases (e.g. butane).
- Do not leave electrical wires and cables hanging or lying in places that are difficult to see. (e.g. under carpets and behind wardrobes)

B. In Dormitories

- Unplug all electrical devices after use and before exiting the room.
- Do not use multiple plug connectors and do not insert multiple plugs into a single electrical outlet.
- Use only cords meeting the specifications for electrical capacity and voltage of each electrical device.
- Be aware of balcony emergency exits or partitions leading to neighbors and be sure not to obstruct these exits and passages with furniture or other objects.
- If the evacuation stairs are filled with smoke, escape from the smoke and get fresh air via balconies or windows.

C. In Laboratories

- Ensure unobstructed access to all exits, fire extinguishers, electrical panels, emergency showers, and eyewashes.
- If leaving a lab unattended, turn off all ignition sources and lock the doors.
- Do not store heavy items above table height. Overhead storage of supplies on top of cabinets should be limited to lightweight items. Also, remember that a 36" diameter area around all fire sprinkler heads must be kept clear at all times.
- Spills should be cleaned up immediately.

- Avoid using extension cords. If you must use one, obtain a heavy-duty extension cord that is electrically grounded, with its own fuse, and install it safely. Extension cords should not go under doors, across aisles, hang from the ceiling, or be plugged into other extension cords.
- Participate in fire drills on a regular basis and be fully aware of safe evacuation routes during a fire.
- If an electrical device is not functioning properly or if you notice a strange smell from the device, immediately unplug and ask an expert to examine it.
- If an electrical cord is partially damaged or the coating is stripped, replace it.
- Protect cords that are extended to the floor or the wall from damage and use only cords that meet the specified electrical capacity.
- Do not place electric heaters near the wall or around combustible materials.
- Designate someone to be responsible for unplugging electrical devices in use when leaving the office and examining them on a daily basis.

4) Contact Information for Risk Management

A. Contact Information for Related Institutions in Ewha

- Center for Human Rights 02-3277-3229
- Student Counseling Center 02-3277-3219
- Health Service Center 02-3277-3178
- Dormitory
 - E-House 02-3277-5905
 - Hanwoori House 02-3277-5001
 - I-House 02-3277-6001

B. Embassy Contact Information

China	02-756-7300	Taiwan	02-6329-6000	Russia	02-318-2116
Japan	02-2170-5200	Indonesia	02-783-5675	Malaysia	02-2077-8600
Vietnam	02-739-9399	India	02-792-4257	Kyrgyzstan	02-379-0951
Thailand	02-795-3098	Mongolia	02-798-3464	Kazakhstan	02-391-8906
USA	02-397-4114	Philippines	02-796-7387	France	02-3149-4300

C. Foreigner Clinic Information

This is the list of general hospitals in Seoul that run clinics for foreigners.

Hospital	Operation Hour	Website	Call	Foreigner Service
Ewha Womans University Medical Center(Mokdong)	Mon-Fri (08:00-12:00, 13:00-17:30) Saturdays (09:00-12:00)	https://mokdong.eumc.ac.kr	1666-5000	02-2650-5890
Ewha Womans University Medical Center(Seoul)	Mon-Fri (08:00-12:00, 13:00-17:30) Saturdays (09:00-12:00)	https://seoul.eumc.ac.kr	1522-7000	02-6986-3100
Soon Chun Hyang University Hospital	Mon-Fri (08:00-17:00) Saturdays (08:00-12:00)	https://www.schmc.ac.kr/seoul	02-709-9114	02-709-9158
Samsung Medical Center	Mon-Fri (08:00-17:00) Saturdays (08:00-12:00)	https://www.samsunghospital.com	1599-3114	02-3410-0200 02-3410-0231
Sinchon Severance Hospital	Mon-Fri (08:30-11:30, 13:30-17:30) Saturdays (08:30-11:30)	https://sev.iseverance.com	1599-1004	02-2228-5800,5810 02-2228-1009

- Kangbuk Samsung Hospital : 1599-8114
-Foreigner Service : 02-2001-5100
- Shinchon Yonsei Hospital : 02-337-7582

Appendices

Appendix 1) Campus Building and Abbreviations

Abbreviation	Building
SHINSEGAE	Ewha-Shinsegae Building (Business)
ENG-A	Asan Engineering Building
ENG-B	New Engineering Building
ENG-AUD	Asan Engineering Building Auditorium B1F
EDU-A	Education Building A
EDU-B	Education Building B
S-EDU	Ewha-Samsung Education Culture Building
CHURCH 301	Ewha Womans University Church 3rd Floor Chapel
I-EDU	International Education Building
LAW	Law Building
MAIN	Pfeiffer Hall (Main Hall)
ECOL	Human Ecology Building (Morris Hall)
PHM-A	Pharmaceutical Science Building A (Appenzeller Hall)
MUSIC	Music Building
MUSIC B119	Music Building B1F, Audiovisual Room
MED-A	Medical Science Building A
ART-A	Arts & Design Building A
ART-B	Arts & Design Building B
ART-C	Arts & Design Building C
TELE	Ewha-SK Telecom Building
TELE-B01	Ewha-SK Telecom Building B1F, Convention Hall
SCI-A	Science Building A
SCI-B	Science Building B
PHY-A	Physical Education Building A (Thomas Hall)
PHY-B	Physical Education Building B (Gibson Hall)
PHY-C	Physical Education Building C
ECC	Ewha Campus Complex
POSCO	Ewha-POSCO Building (Social Sciences)
HAK	Hak-gwan
HELEN	Helen Hall (Nursing Science)
R.H.	Hak-gwan 6F, Recreation Hall

Appendix 2) Application Form (Report Form)

☐ 업무선택 SELECT APPLICATION

[] 외국인 등록 FOREIGN RESIDENT REGISTRATION		[] 체류자격외 활동허가 (희망 자격 :) ENGAGE IN ACTIVITIES NOT COVERED BY THE STATUS OF SOJOURN / Status to apply for ()		PHOTO 여권용 사진(35mm×45mm) 촬영일부터 6개월이 경과하지 않아야 함 taken within last 6 months 외국인 등록 및 등록증 재발급 시에만 사진 부착 Photo only for Foreign Resident Registration (Reissued)	
[] 등록증 재발급 REISSUANCE OF REGISTRATION CARD		[] 근무처변경·추가허가 / 신고 CHANGE OR ADDITION OF WORKPLACE			
[] 체류기간 연장허가 EXTENSION OF SOJOURN PERIOD		[] 재입국허가 (단수, 복수) REENTRY PERMIT (SINGLE, MULTIPLE)			
[] 체류자격 변경허가 (희망 자격 :) CHANGE OF STATUS OF SOJOURN / Status to apply for ()		[] 체류지 변경신고 ALTERATION OF RESIDENCE			
[] 체류자격 부여 (희망 자격 :) GRANTING STATUS OF SOJOURN / Status to apply for ()		[] 등록사항 변경신고 CHANGE OF INFORMATION ON FOREIGN RESIDENT REGISTRATION			
성명 Name In Full	성 Surname	명 Given names			漢字姓名
생년월일 Date of Birth	년 yy	월 mm	일 dd	성별 Sex	[]남 M []여 F
외국인등록번호 Foreign Resident Registration No. (If any)					국적 Nationality/ Others
여권 번호 Passport No.		여권 발급일자 Passport Issue Date		여권 유효기간 Passport Expiry Date	
대한민국 내 주소 Address In Korea					
전화 번호 Telephone No.		휴대 전화 Cell phone No.			
본국 주소 Address In Home Country		전화 번호 Telephone No.			
재학 여부 School Status	초[], 중[], 고[] Elementary[], Middle[], High[]	학교 이름 Name of School		전화 번호 Telephone No.	
근무처 Workplace	원 근무처 Current Workplace	사업자등록번호 Business Registration No.		전화 번호 Telephone No.	
	예정 근무처 New Workplace	사업자등록번호 Business Registration No.		전화 번호 Telephone No.	
연 소득금액 Annual Income Amount		만원(ten thousand won)		직업 Occupation	
재입국 신청 기간 Intended Period Of Reentry		전자우편 E-Mail			
반환용 계좌번호(외국인등록 및 외국인등록증 재발급 신청 시에만 기재) Refund Bank Account No. only for Foreign Resident Registration					
신청일 Date of application		신청인 서명 또는 인 Signature/Seal			
신청인 제출서류	「출입국관리법 시행규칙」 별표 5의2(체류자격외활동허가신청 등 첨부서류)의 체류자격별·신청구분별 첨부서류 참고				
담당공무원 확인사항	「출입국관리법 시행규칙」 별표 5의2(체류자격외활동허가신청 등 첨부서류)의 체류자격별·신청구분별 첨부서류 참고				
행정정보 공동이용 동의서 (Consent for sharing of administrative information) 본인은 이 건 업무처리와 관련하여 담당 공무원이 「전자정부법」 제36조에 따른 행정정보의 공동이용을 통하여 위의 담당 공무원 확인 사항을 확인하는 것에 동의합니다. *동의하지 아니하는 경우에는 신청인이 직접 관련 서류를 제출해야 합니다. I, the undersigned, hereby consent to allow all documents and information required for the processing of this application to be viewed by the public servant in charge. As specified under E-government Law, article 36. * If 'Disagree', the Applicant has to submit all required documents IN PERSON.					
신청인 Applicant	서명 또는 인 signature/seal	신청인의 배우자 Spouse of applicant	서명 또는 인 signature/seal	신청인의 부 또는 모 Father/Mother of applicant	서명 또는 인 signature/seal
공용란 (For Official Use Only)					
기본 사항	최초입국일		체류자격		체류기간
접수 사항	접수일자		접수번호		
허가(신고) 사항	허가(신고) 일자		허가번호		체류자격
					체류기간
결재	담당			청(소)장	
				가 / 부	
수업인지 첨부란(Retention Stamp Here) / 수수료 면제(exemption) [] (면제사유)					심사 특이사항

Appendix 3) Part-time Work of Foreign Student Confirmation Form (For the Immigration Office)

Part-time Work of Foreign Student Confirmation Form				
Applicant	Name		Alien registration No.	
	Department (Major)		Term	
	Tel No.		e-mail	
The expected place of employment	Company name			
	Business registration No.		Type of industry	
	Address			
	Employer	(Seal/Sig)	Tel No.	
	Period of working		Wage (per hour)	
	Working hours	Weekday: Sat-Sun:		
<p>I hereby confirm that the above named student is enrolled at our university, and considering his/her academic and research progress hitherto, I believe that the part-time job indicated above will not impede his/her learning (research) in school.</p> <p>20 . . .</p>				
<p>○ ○ The head of immigration (branch) office</p>				
Confirmation from a Uni. Official.	Uni.		Name	(Seal/Sig)
	IEQAS	YES <input type="checkbox"/> NO <input type="checkbox"/>		
	Job Position (Tel No.)			

Appendix 4) Confirmation Form for Faculty Advisor on a Student's
Thesis·Graduation Test·Credit Schedule (For the Immigration Office)

Confirmation Form for Faculty Advisor on a Student's Thesis·Graduation Test·Credit Schedule				
Student	Full Name		Nationality	
	Alien Registration Number		Degree Program (Master, Ph.D)	
	Program of Study (Major)		C.G.P.A	/
	Matriculation Date		Graduation Date	
	Telephone		E-mail	
Schedule	Date	Guidance Remarks		
<p>I hereby confirm that the student above has completed his/her courses of study and is currently <u>preparing for his/her (Master/Ph.D) thesis/dissertation, graduation test or obtaining credit(choose one)</u> under my guidance, therefore, I request the Ministry of Justice to extend the student's permitted period of sojourn so that he/she can successfully obtain degree.</p> <p style="text-align: center;">20 . . .</p>				
Faculty Advisor	Job Title			
	Full Name	(Stamp or Signature)	Tel	
Administration	Job Title			
	Full Name	(Stamp or Signature)	Tel	
To. The Head of ○ ○ Immigration (Branch) Office				

Appendix 5) Statement of Reasons for Delayed Graduation (For the Immigration Office)

기간 초과 체류사유서

Statement of Reasons for Delayed Graduation / 居留期限延长理由书

외국인등록번호 Alien Registration No. / 外国人登录证号码			
성명 Name / 姓名		국적 Nationality / 国籍	
학교 University / 大学名		학과 Major / 专业	
미달학점 Credits left/剩余学分		예정된 초과학기 Additional semester needed 预定需求追加学期	
<p>기간 초과 사유 및 다짐 Reasons for delayed graduation and resolutions / 延长居留期限的理由以及今后的计划</p>			

지도교수 Faculty Advisor	소속 및 직위 Job Title		연락처	
	성명 Full Name	(인 또는 서명)		
유학담당자 Administration	소속 및 직위 Job Title		연락처	
	성명 Full Name	(인 또는 서명)		

Appendix 6) Research Student Confirmation Form (For the Immigration Office)

Research Student Confirmation Form				
Research Student's Personal Information	Full Name		Date of Birth	
	Nationality		University Name	
	Degree Program	Master / Ph.D (Others:)	Program of Study (Major)	
	Telephone		E-mail	
Research Outline	Nature of Research	ex) commissioned by the Ministry of Education, Science and Technology, commissioned by the Ministry of Trade, Industry and Energy		Faculty (Department)
	Research Topic			
	Research Schedule	※ You can write the student's research topic and schedule on separate sheets of paper and enclose them to this form.		
	Costs (requires documentary evidence)	Personal Living Expenses at one's own charge (Submit a bank's statement)		
		Research Fee	() won/month	
	Dependents	Yes / No	How Many?	
	Research Director	Full Name		
Organization and Job Title (Telephone)				
<p>I hereby confirm that the student above is (will be) in the process of writing a research paper on ().</p> <p style="text-align: center;">20 . . .</p> <p style="text-align: center;">The President of ○ ○ University (Official Seal)</p>				
Research Director	Mailing Address			
	Organization and Job Title			
	Full Name	(Stamp or Signature)	Telephone	
School Staff for International Students	Full Name	(Stamp or Signature)	Telephone	
<p style="text-align: center;">To. The Head of ○ ○ Immigration (Branch) Office</p> <p>Note: The document is valid only when it bears the official seal of the president of the university, and this form shall not be issued to those who are staying in Korea for more than two years as Research Study (D-2-5) visa holders.</p>				

Appendix 7) College Administration Offices

구분	부서명 Department	전화번호 Phone Number	위치 Location
대학 행정실 Office of College	인문과학대학 College of Liberal Arts	02-3277-2134, 2128~9	동창회기념관 127호 Alumnae Building Rm 127
	사회과학대학 College of Social Sciences	02-3277-3580	이화·포스코관 210호 Ewha-POSCO Building Rm 210
	자연과학대학 College of Natural Sciences	02-3277-2283~4	종합과학관 B동 311호 Science Building B Rm 311
	엘텍공과대학 ELTEC College of Engineering	02-3277-3533~4	신공학관 367호 New Engineering Building Rm 367
	음악대학 College of Music	02-3277-2403, 2409	음악관 117호 Music Building Rm 117
	조형예술대학 College of Art & Design	02-3277-2482~4	조형예술관 A동 201호 Arts & Design Building A Rm 201
	사범대학 College of Education	02-3277-2613	교육관A동 314호 Education Building A Rm 314
	경영대학 College of Business Administration	02-3277-3543~4	이화·신세계관 309호 Ewha-Shinsegae Building Rm 309
	신산업융합대학 College of Science & Industry Convergence	02-3277-2538	체육관 C동 207호 Physical Education Building C Rm 207
	의과대학 College of Medicine	02-3277-1951	*의예과 종합과학관 D동 DB 102호 Science Building D DB 102
	약학대학 College of Pharmacy	02-3277-3002~3	약학관 A동 209호 Pharmaceutical Science Building A Rm 209
	간호대학 College of Nursing	02-3277-2875	헬렌관 104호 Helen Hall Rm 104
	스크랜튼대학 Scranton College	02-3277-3653~4	국제교육관 707호 International Education Building Rm 707
	인공지능대학 College of Artificial Intelligence	02-3277-2181~2	ECC B141호 Ewha Campus Complex Rm B141
	호크마 교양대학 HOKMA College of General Education	02-3277-6975, 2158	ECC B323-2호, B115호 Ewha Campus Complex Rm 323-2, Rm B115
장학금 Scholarship	학생처 장학복지팀 Office of Scholarship & Welfare	02-3277-2274	학생문화관 203호 Student Union Rm 203
수강신청 Course Registration	교무처 학적팀 Office of Registrar	02-3277-2030, 2033	본관 108호 Pfeiffer Hall Rm 108
기숙사 Dormitory	기숙사 사무실 Dormitory Office	02-3277-5001	한우리집 101동 1층 사무실 Hanwoori House 101 S141
		02-3277-5905	E-House 201동 B279 E-House Building 201 B279
		02-3277-6001	I-House A·B동 지하2층 G220호 I-House Building A·B. B2F G220
등록금 납부 Tuition	총무처 회계팀 Office of Accounting	02-3277-3410, 2088	본관 201호 Pfeiffer Hall Rm 201

Appendix 8) Photo Standard for Foreign Resident Registration


외국인등록용 사진규격 안내

Information on photo size for foreigner registration

표준사진 Standard photo

사진크기 : 가로 3.5cm × 세로 4.5cm
Photo size: 3.5cm × 4.5cm

6개월 이내에 촬영한 흰색 바탕에 천연색 정면 얼굴 사진
Color photograph of face, front view, on white background,
taken within the past six months



배경 Background



> 흰색배경, 무배경으로 태두리가 없어 합니다.
> White background and frameless.

사진 품질 Photo quality



> 사진 보정프로그램(포토샵)으로 이미지를 변형하거나 사진의 일부가 훼손된 것은 안됩니다.
> Photographs should not be modified using Photoshop or similar software; photos with damaged parts are not acceptable.

얼굴 비율 Face proportion



> 얼굴길이(머리 정수리부터 턱까지) : 2.5cm ~ 3.5cm(세로)
> Length of face (from crown of head to chin): 2.5cm ~ 3.5cm

얼굴 방향 Face direction



> 얼굴은 정면을 응시하여야 하며 기울어 자서는 안됩니다.
> The face should be oriented forward and should not be inclined to one side.

조명 Illumination



> 초점이 명확하여야 하며 얼굴에 그림자가 없어야 합니다.
> The focus should be clear, and there should be no shadow on the face.

표정 Expression



> 입을 다문 자연스러운 표정이어야 합니다.
> The mouth should be closed, and the expression should be natural.

안경 Glasses



> 색안경을 착용하에서는 안되지만 안경 태두리가 눈동자를 가려서는 안됩니다.
> No sunglasses should be worn; if wearing glasses, the pupils should not be obscured by the glasses frames.

눈동자 Pupil



> 눈동자는 정면을 응시하여야 하고 적목현상이 나타나거나 컬러렌즈를 착용하에서는 안됩니다.
> Eyes should be focused straight ahead, and there should be no red eye effect and no colored lenses if the subject is wearing glasses.

악세사리 Accessory



> 양쪽 귀가 노출되어야 하며 모자, 티도리 등을 착용하에서는 안됩니다.
> Both ears should be visible, and hats or mufflers must not be worn.

어깨선 Shoulder line



> 상반신은 어깨까지만 나와야 하고 어깨 위치가 동일하여야 합니다.
> The upper part of the body should be shown down to the shoulders, and the positions of the shoulders should be the same.