




开设新韩银行通账前
需注册SOL GLOBAL会员

请准备好外国人登陆证
与本人名义的手机

START!!



1. 下载Sol Global app

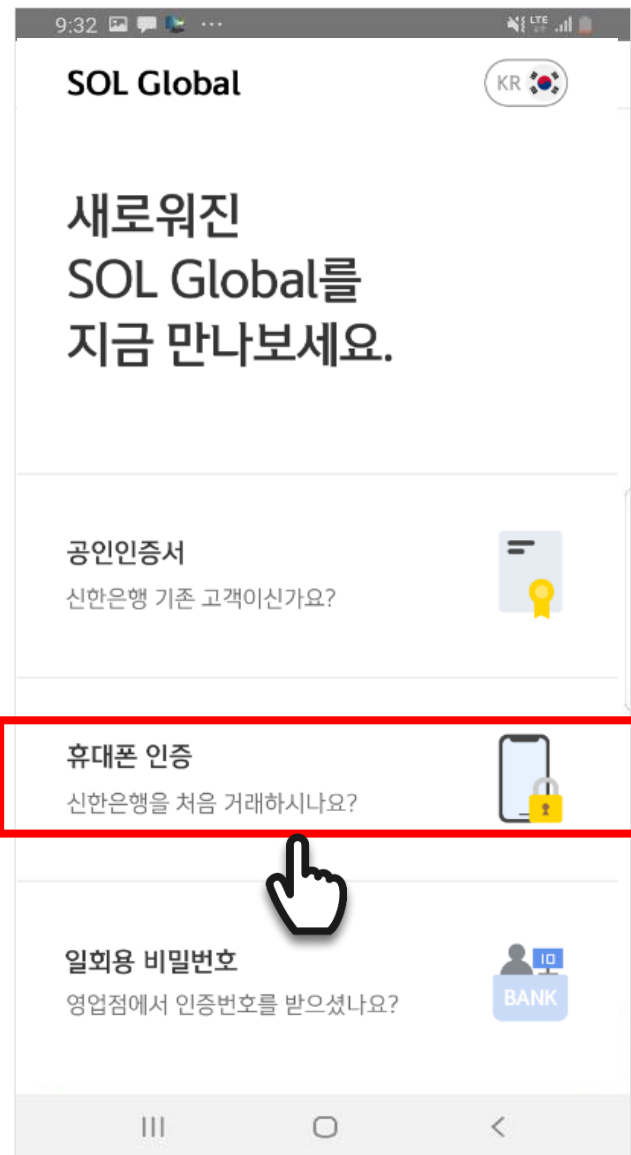
扫右侧二维码进行下载



2-1. 注册Sol Global



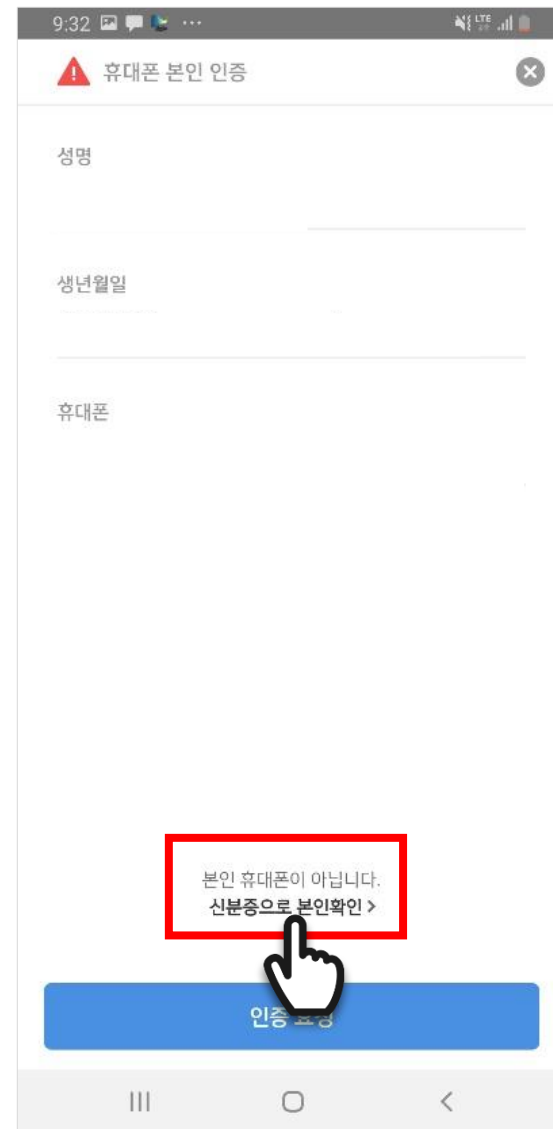
点击 “手机认证”



2-2. 注册Sol Global



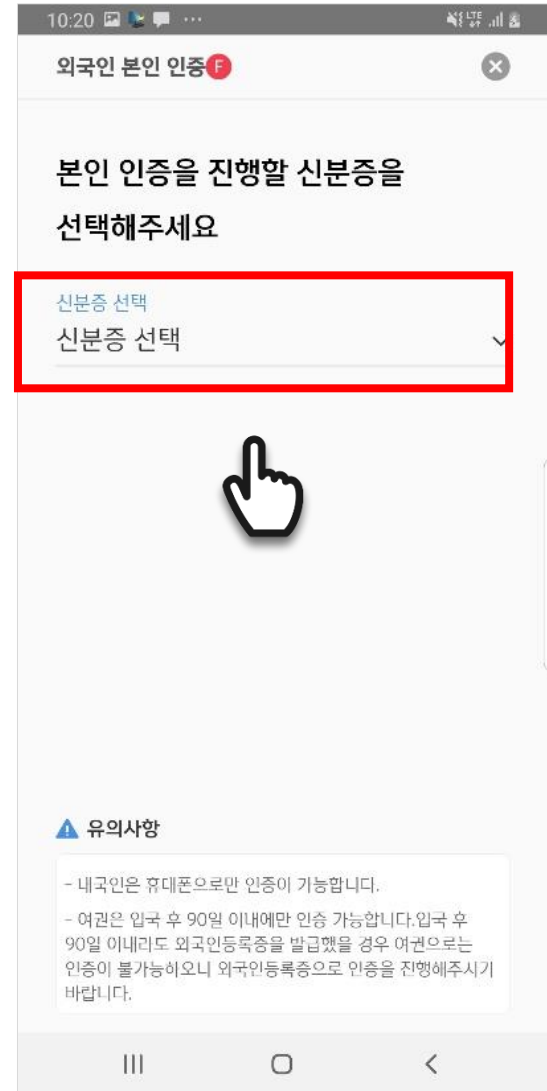
点击 “用身份证进行本人认证”



2-3. 注册Sol Global



选择“外国人登陆证”



2-4 注册Sol Global



输入外国人登陆证上的姓名
与证件号后点击“确认”



외국인 본인 인증

성명
外国人登陆证上的名字

외국인등록번호

재촬영

확인

2-5 注册Sol Global



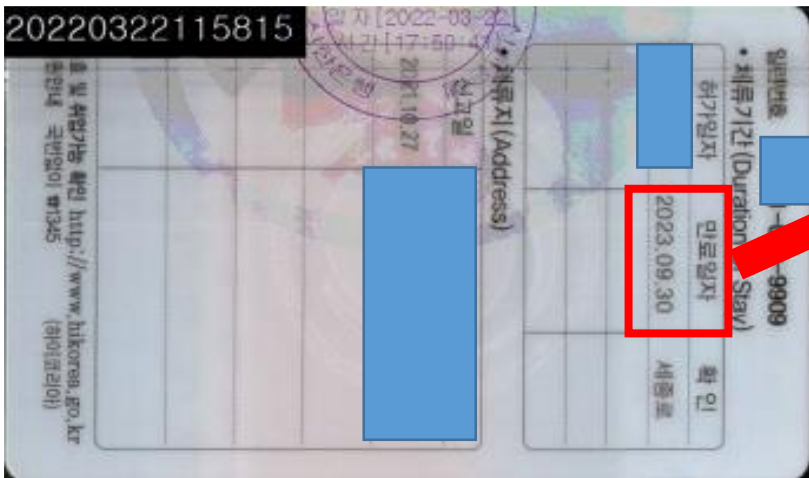
请将取景框对准身份证



2-6 注册Sol Global



输入姓名与有效期后
点击“确认”



외국인 본인 인증

인식된 정보를 확인해 주세요. 신분증 정보와 다른 경우 재촬영하거나 정보를 수정해 주세요.

성명
GLS

외국인등록번호
690927

만료일자
20

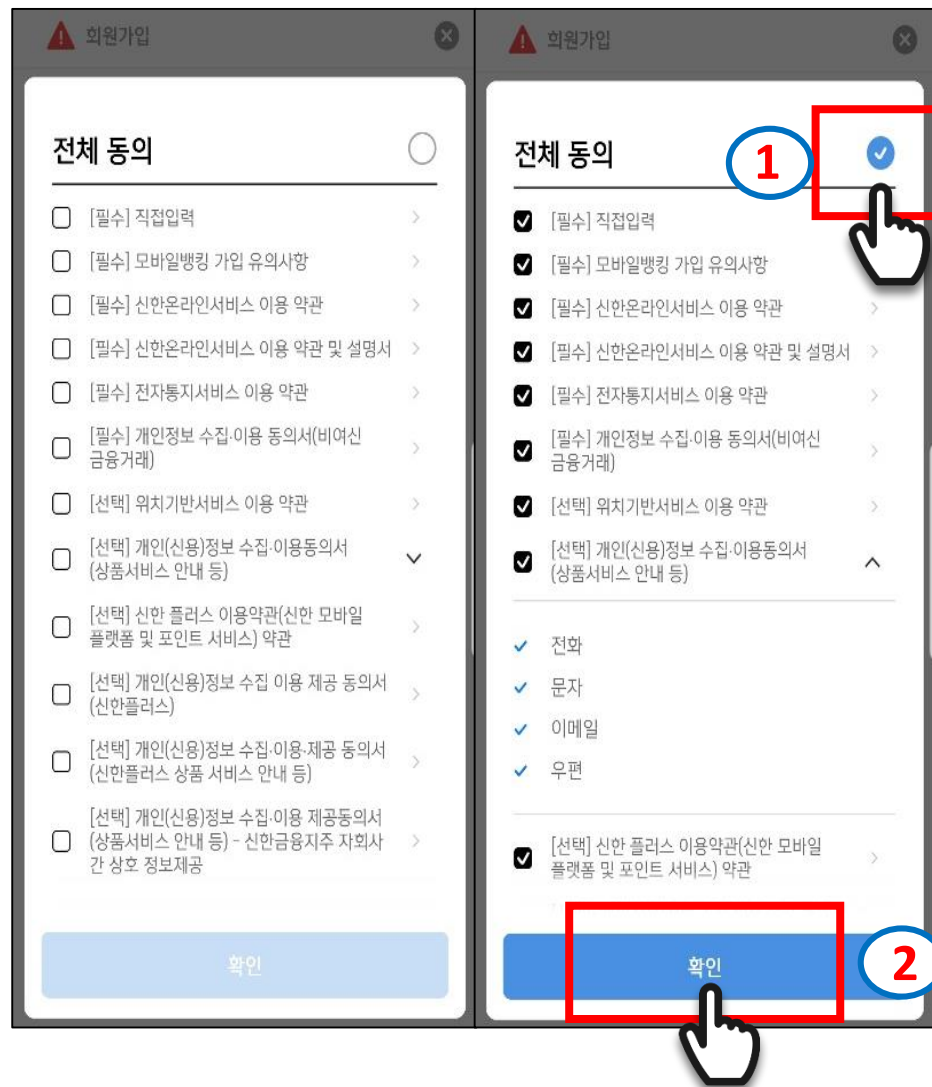
재촬영 **확인**



2-7 注册Sol Global



确认身份证真伪
后 依次点击



2-8 注册Sol Global

회원가입 F

기본정보입력

성명
GLS

생년월일
690927

자택주소

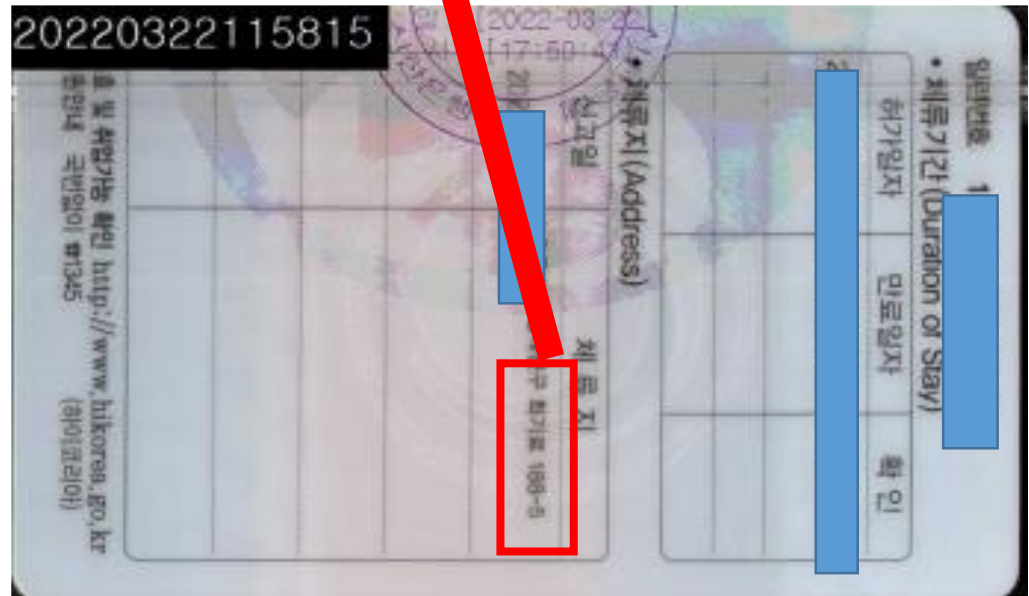
자택주소 상세주소입력(선택)

이메일
이메일 입력(선택)

다음

点击搜索按钮进行搜索

先输入外国人登陆证背面地址
栏中的 “xx길, xx로” 之后
再输入其余地址



2-9 注册Sol Global



在职业栏填写“学生”
点击下方的“下一步”按钮

A screenshot of a mobile application registration form. The form is titled '회원가입' (Member Registration) and includes a close button. The '직업정보입력' (Job Information Input) section contains several fields: '직업구분' (Job Type) is set to '학생(学生)' (Student) and is highlighted with a red box; '직장명' (Company Name) has an input field; '부서명' (Department Name) has an input field; '직위' (Position) has a dropdown menu set to '직위 선택'; '직장 전화번호' (Company Phone Number) has an input field and a checked '없음' (None) option. At the bottom, there are two buttons: '이전' (Previous) and '다음' (Next), with the '다음' button highlighted by a red box and a hand icon pointing to it. The status bar at the top shows the time as 10:58 and various system icons.

2-10 注册Sol Global



交易目的选 “生活费”

交易资金来源选 “继承/赠与”

是否为交易资金的实际所有者选

“是”

资产现状选 “十亿以下”

输入后点击下方“确认”按钮

10:59

회원가입

거래정보입력

거래목적
공과금 납부
생활비 (生活费)

거래자금의 원천
상속/증여 (继承/赠与)

거래자금 실소유자 여부
예 아니오

자산현황(부동산 등 실물자산 제외)
10억미만

이전 **확인**

2-11 注册Sol Global



是否有海外纳税义务选“无”

国籍为美国、阿根廷的顾客请联系银行职员



10:59

F

해외납세의무 정보입력

미국 납세의무자(시민권자, 영주권자, 미국세법상 미국거주자)에 해당하거나, 한국 이외에 조세목적상 거주지가 있는지 확인합니다.

해외납세의무 여부

예	아니오
---	------------

납세의무 국가

미국	미국 외
----	------

성명
성명(영문)

주소 (현재 거주지)
주소 입력(영문)

확인

||| <

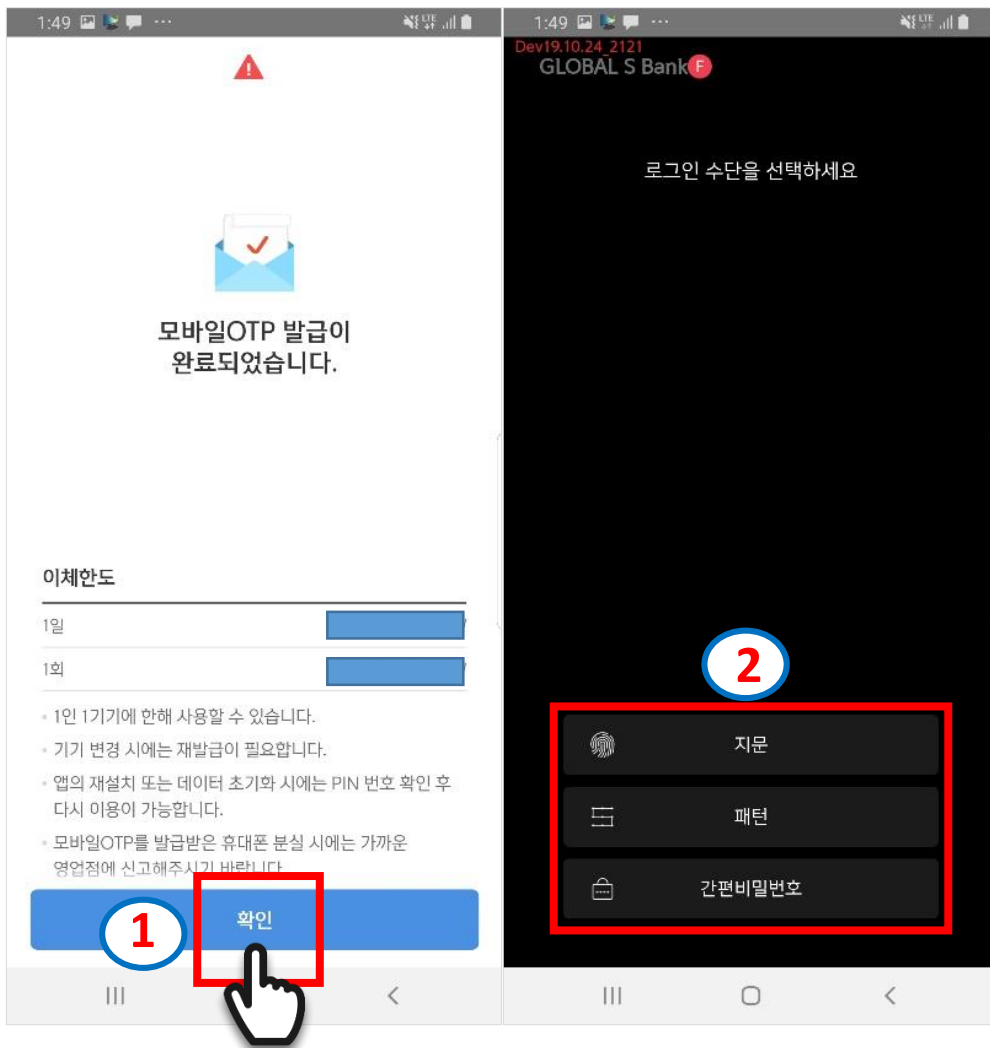
2-12 注册Sol Global



Mobile OTP PIN No
(6 digit – you make)
Transfer limit per day/per time
300,000KRW

A screenshot of a mobile application interface. At the top, there is a warning icon and the text "모바일OTP 발급/재발급". Below this, there are two input fields for "모바일OTP PIN번호" (Mobile OTP PIN number) and "모바일OTP PIN번호 확인" (Mobile OTP PIN number confirmation), both containing six dots. Underneath, there are two rows for transfer limits: "1일 이체한도" (Daily transfer limit) and "1회 이체한도" (One-time transfer limit), both set to "300,000KRW". At the bottom, there are two buttons: "취소" (Cancel) and "확인" (Confirm). A hand icon is pointing at the "확인" button. A red box highlights the PIN input fields and the "확인" button. The status bar at the top shows the time as 1:48 and various icons.

2-13 注册Sol Global



在左侧登录方式中三选一





Preparatory documents

- Alien Registration Card
- Passport
- Ewha Student ID Card
(or Certification of Registration
Ewha Certificate of Admission
Certification of Employment / Payment)

When Sol Global registration is completed,

please visit

Shinhan Bank

Ewha Womans University Branch.