



新韓銀行の口座を作るためには
SOL GLOBAL 会員登録が必要です。

外国人登録証と
本人名義の携帯電話があったら

START!!



1. Sol Global アプリダウンロード

右の QRコードで入場



2-1. Sol Global 会員登録



휴대폰 인증(携帯認証)
クリック!

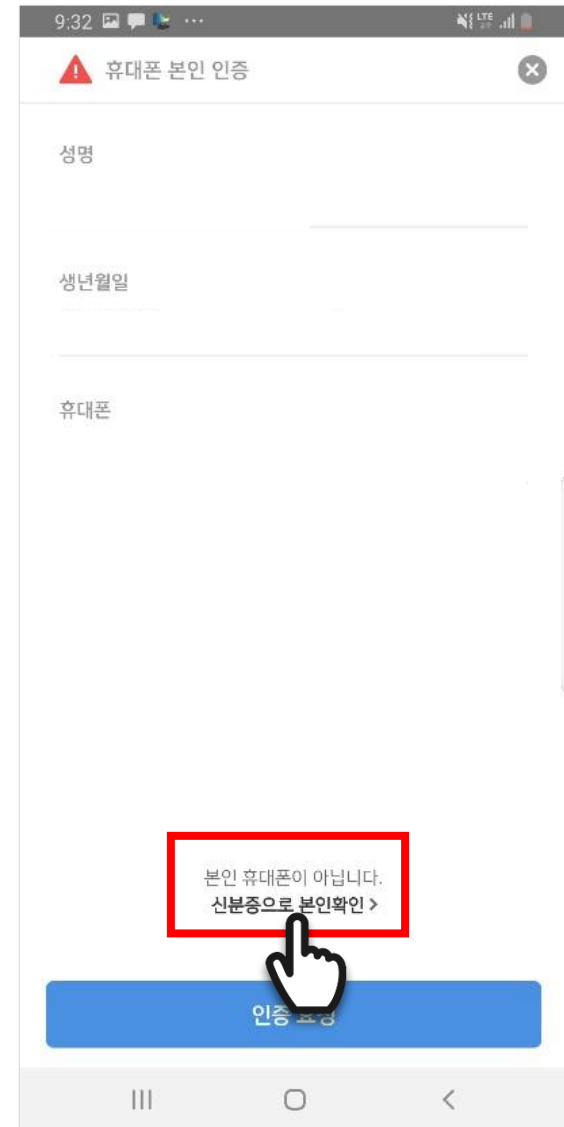


2-2. Sol Global 会員登録



신분증으로 본인확인
(身分証で本人確認)

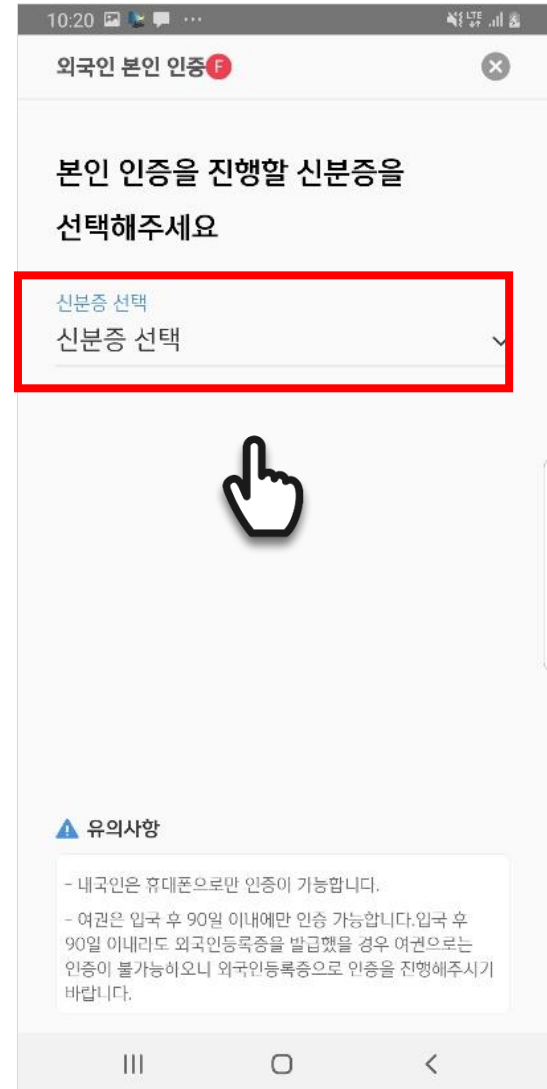
クリック!



2-3. Sol Global 会員登録



外国人登録証を
お選びください



2-4 Sol Global 会員登録



外国人登録証と同じ名前と外国人
登録番号を入力して
確認をクリック!!



⚠️ 외국인 본인 인증

성명
외국인등록증 상의 똑같은 이름

외국인등록번호

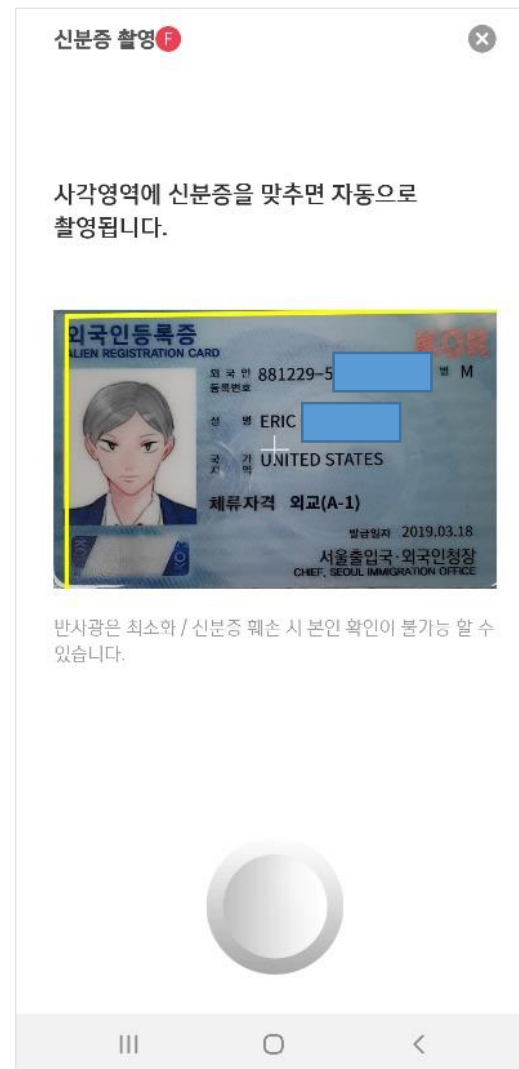
재촬영



2-5 Sol Global 会員登録




身分証明書を四角の枠の中に
合わせて下さい。



2-6 Sol Global 会員登録



氏名と番号の満了日を入力確認ボタンクリック!!



외국인 본인 인증

인식된 정보를 확인해 주세요. 신분증 정보와 다른 경우 재촬영하거나 정보를 수정해 주세요.

성명
GLS

외국인등록번호
690927-

만료일자
20

재촬영 **확인**



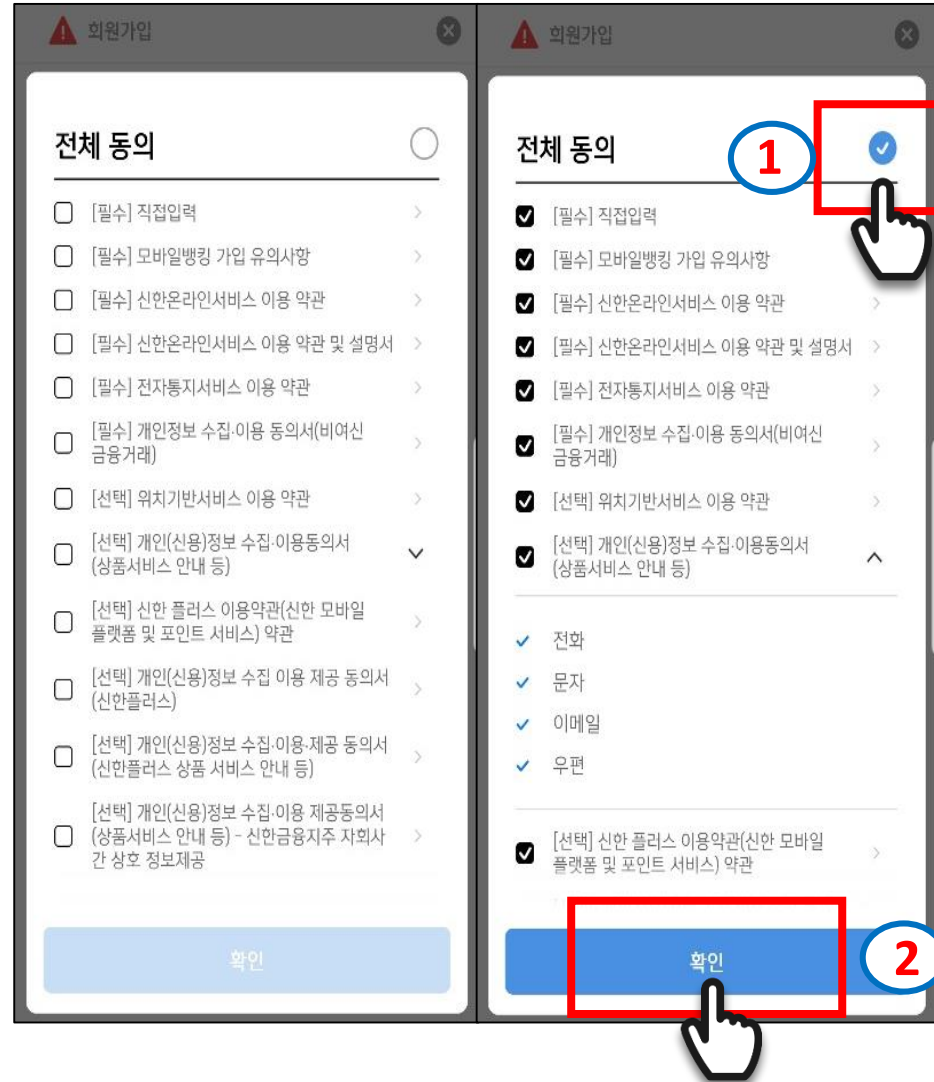
2-7 Sol Global 会員登録



身分証真偽確認後、

順番通りに

クリック



2-8 Sol Global 会員登録

회원가입 F ×

기본정보입력

성명
GLS

생년월일
690927

자택주소

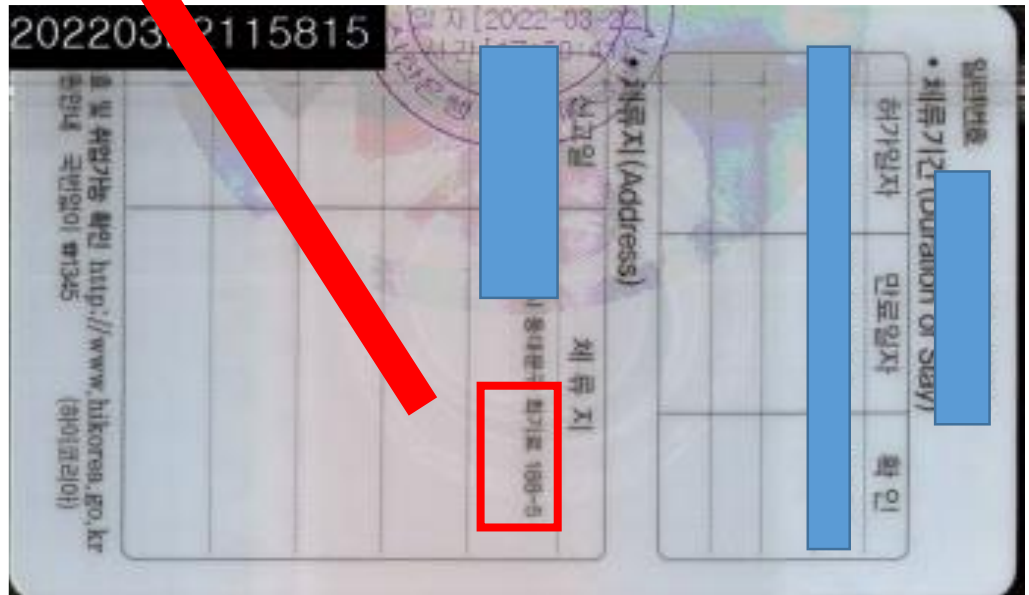
자택주소
상세주소입력(선택)

이메일
이메일 입력(선택)

루페 버튼을 눌러서
外国人登録証裏面の

道路名と数字を入力してから

滞在先を探してください



2-9 Sol Global 会員登録



職業は**学生**を選択して
下段の**다음**ボタンクリック

A screenshot of the Sol Global membership registration form on a mobile device. The form is titled "회원가입" (Membership Registration) and includes fields for "직업정보입력" (Job Information Input), "직업구분" (Job Category), "직장명" (Company Name), "부서명" (Department Name), "직위" (Position), and "직장 전화번호" (Company Phone Number). The "직업구분" field is set to "학생" (Student) and is highlighted with a red box. The "다음" (Next) button at the bottom right is also highlighted with a red box and has a hand cursor pointing to it. The "이전" (Previous) button is visible on the left. The status of the phone number field is "없음" (None).

2-10 Sol Global 会員登録



取引目的は **生活費**

取引資金の源泉は **相続/賞与**

取引資金実所有者は **イエス**

資産現況は **10億未満**

入力後、下段の確認ボタンクリック

10:59

회원가입

거래정보입력

거래목적
공과금 납부
생활비

거래자금의 원천
상속/증여

거래자금 실소유자 여부
 예 아니오

자산현황(부동산 등 실물자산 제외)
10억미만

이전 **확인**

2-11Register Sol Global



Overseas tax obligation **NO**
If you are US and Argentinian nationals,
Please inquire at the staffs .

A screenshot of a mobile application interface for overseas tax obligation registration. The form is titled "해외납세의무 정보입력" (Overseas Tax Obligation Information Input). It includes a header with a red 'F' icon and a close button. The main text explains that the form is for US tax obligation registrants (citizens, residents, or US tax payers) who are not currently residing in Korea. The form has several input fields: "해외납세의무 여부" (Overseas Tax Obligation Status) with options "예" (Yes) and "아니오" (No), where "아니오" is highlighted with a red box; "납세의무 국가" (Tax Obligation Country) with options "미국" (USA) and "미국 외" (Other than USA); "성명" (Name) with a sub-label "성명(영문)" (Name in English); and "주소 (현재 거주지)" (Address (Current Residence)) with a sub-label "주소 입력(영문)" (Address Input in English). At the bottom, there is a blue "확인" (Confirm) button, also highlighted with a red box, and a hand icon pointing to it. The bottom navigation bar shows a hamburger menu icon and a back arrow.

2-12 Sol Global会員登録



モバイルOTP PIN 番号

(好きな番号6桁)

1日振込限度 & 1回振込限度

300,000KRW

1:48 모바일OTP 발급/재발급

모바일OTP PIN번호
.....

모바일OTP PIN번호 확인
.....

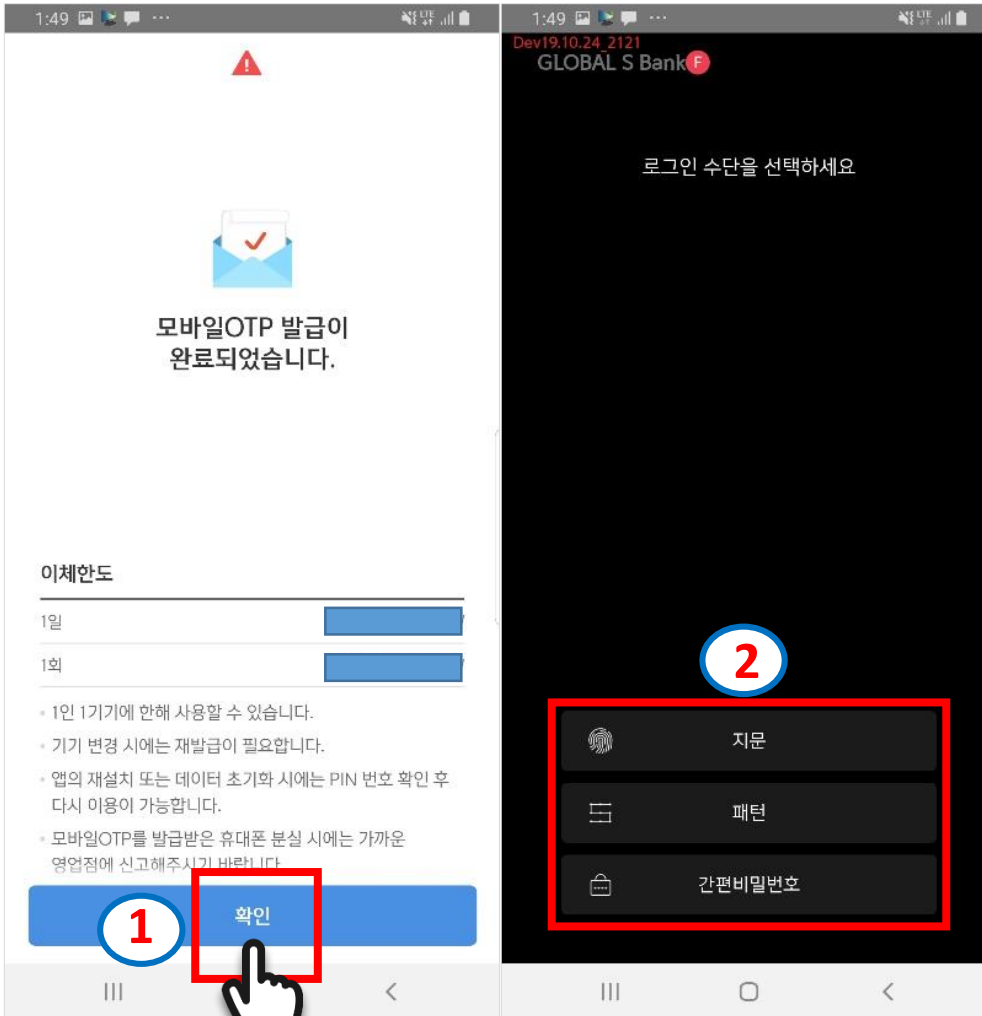
1일 이체한도 300,000KRW

1회 이체한도 300,000KRW

🔒 PIN번호가 유출되지 않도록 주의해주세요.

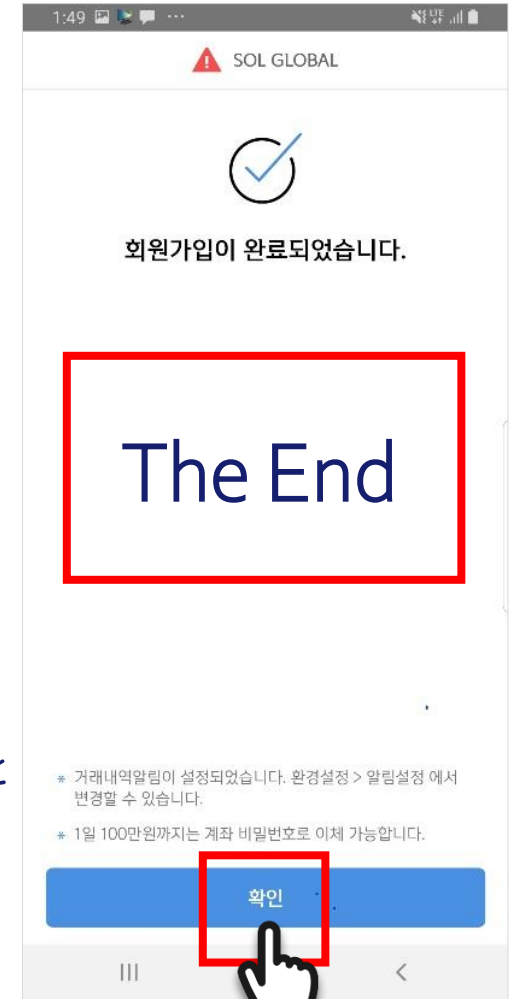
취소 확인

2-13 Sol Global 会員登録



三つのうち

一つを登録すると





Preparatory documents

- Alien Registration Card
- Passport
- Ewha Student ID Card
(or Certification of Registration
Ewha Certificate of Admission
Certification of Employment / Payment)

When Sol Global registration is completed,

please visit

Shinhan Bank

Ewha Womans University Branch.