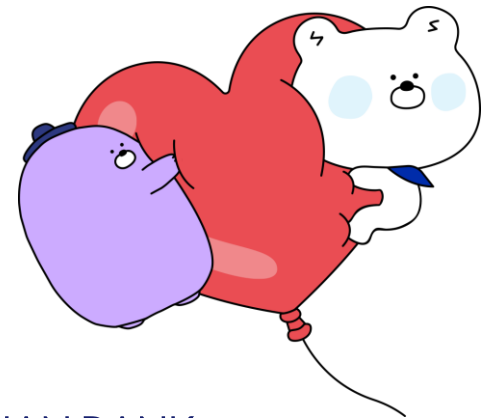




**To create a Shinhan Bank account,  
You must first register as a member.**

## **What to prepare**

- 1) Your own phone**
- 2) Alien Registration Card**



SHINHAN BANK  
Ewha Womans University Branch

# 1. Download Sol Global

Recognize QR code



## 2-1. Register Sol Global



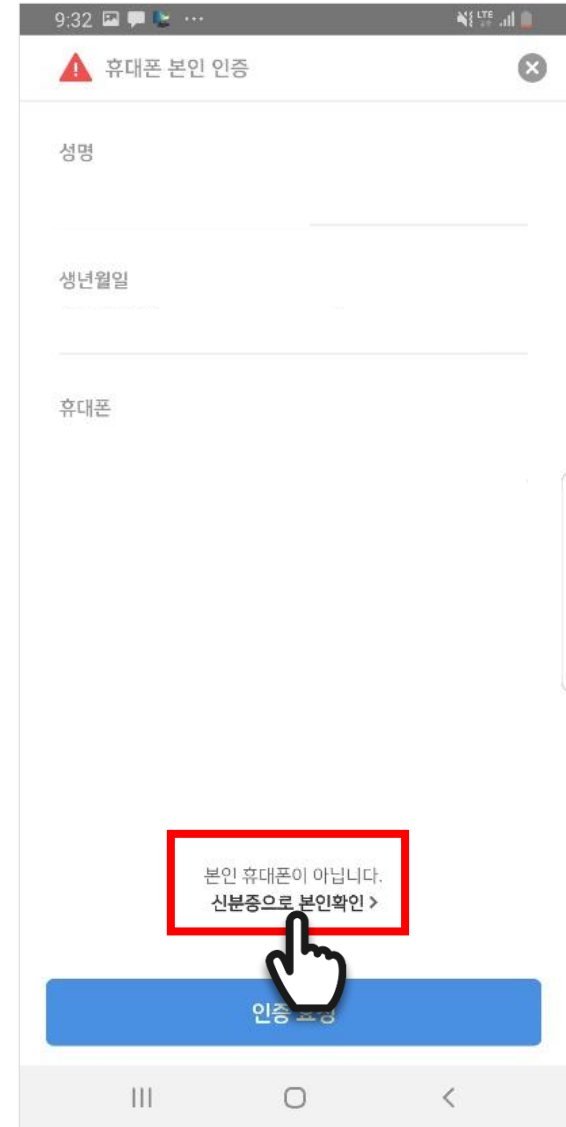
Click Phone Certification



## 2-2. Register Sol Global



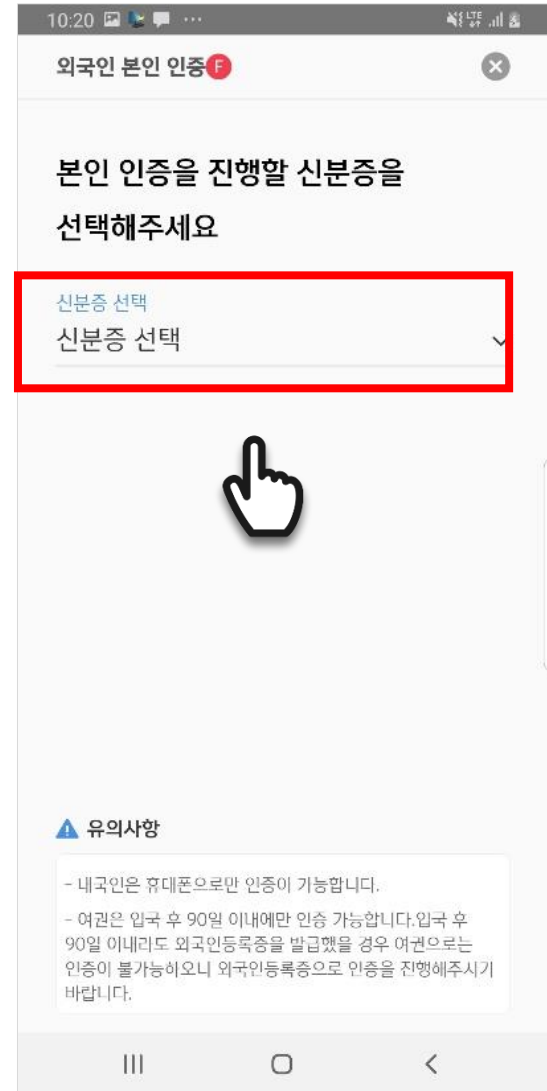
Click!



## 2-3. Register Sol Global



Choose  
"Alien Registration Card"



## 2-4. Register Sol Global



Enter the name and registration number on  
your Alien Registration Card exactly and  
Click OK.

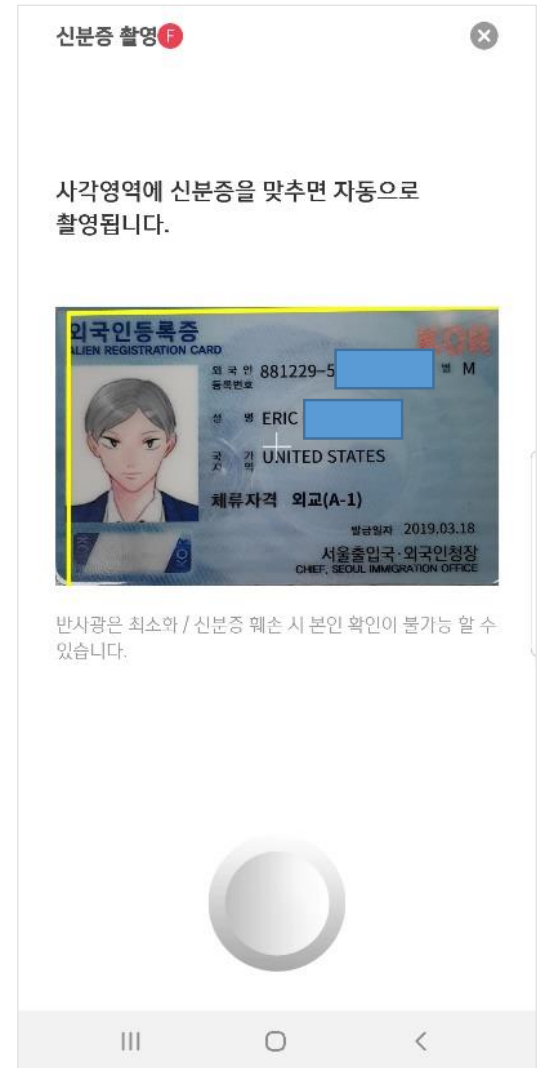
A screenshot of a web form titled '외국인 본인 인증' (Alien Self-Authentication). The form has a white background with a grey border. At the top right, there is a close button (X). The form contains the following fields:

- 성명** (Name): A text input field with the placeholder text '외국인등록증 상의 똑같은 이름' (Same name as on the Alien Registration Card).
- 외국인등록번호** (Alien Registration Number): A text input field.
- 재촬영** (Retake Photo): A button.
- 확인** (Confirm): A blue button, which is highlighted with a red box and has a hand cursor pointing to it.

## 2-5. Register Sol Global




Please fit the ID card exactly in  
the square area.



## 2-6. Register Sol Global



Enter your name, alien registration number, and expiry date and click OK.



**외국인 본인 인증**

외국인등록증  
ALIEN REGISTRATION CARD

포국번호 881229- [redacted] M

등록번호 [redacted]

성명 ERIC E [redacted]

국적 UNITED STATES

체류자격 외교(A-1)

발급일자 2019 [redacted]

서울출입국·외국인청  
CHIEF, SEoul IMMIGRATION OFFICE

인식된 정보를 확인해 주세요. 신분증 정보와 다른 경우 재촬영하거나 정보를 수정해 주세요.

성명  
GLS [redacted]

외국인등록번호  
690927- [redacted]

만료일자  
20 [redacted]

재촬영

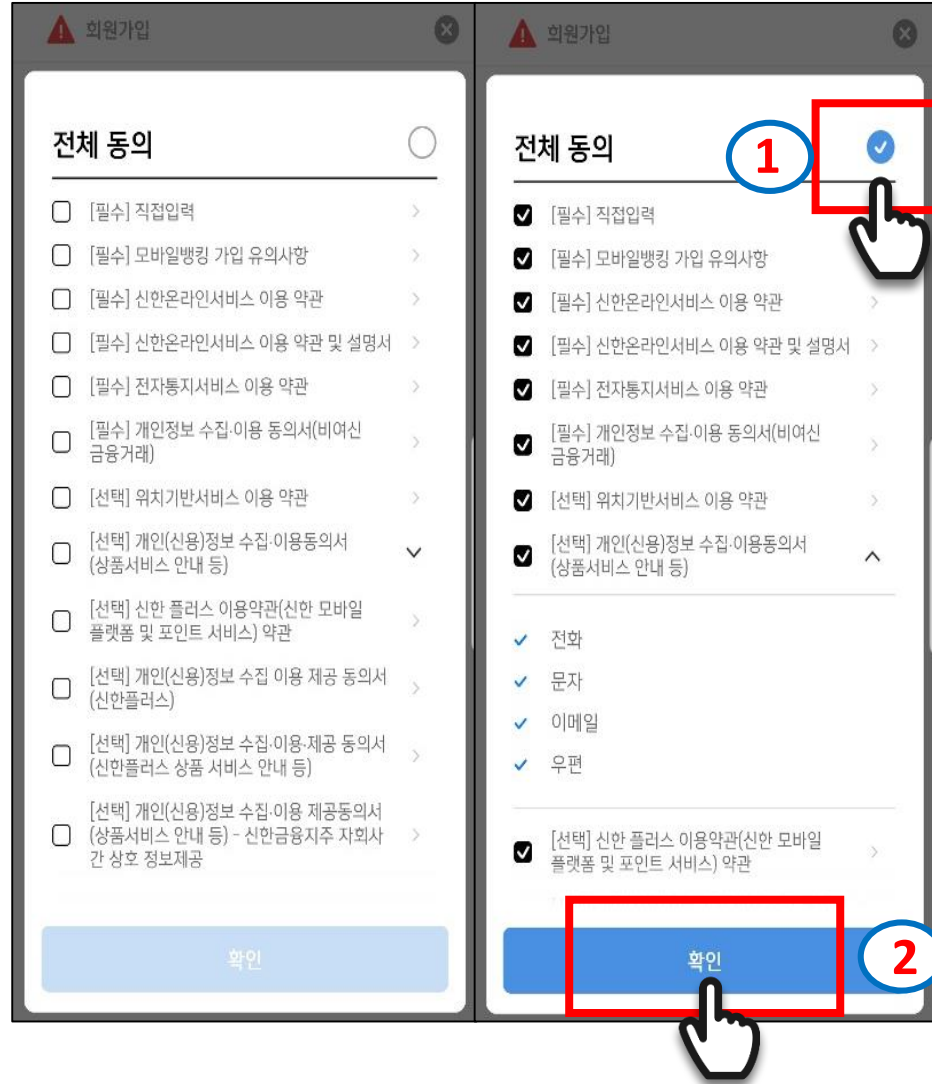
**확인**



# 2-7 Register Sol Global



After verifying the  
authenticity of your ID,  
please click all.



# 2-8 Register Sol Global

**회원가입** F ✕

기본정보입력

성명  
GLS

생년월일  
690927

자택주소

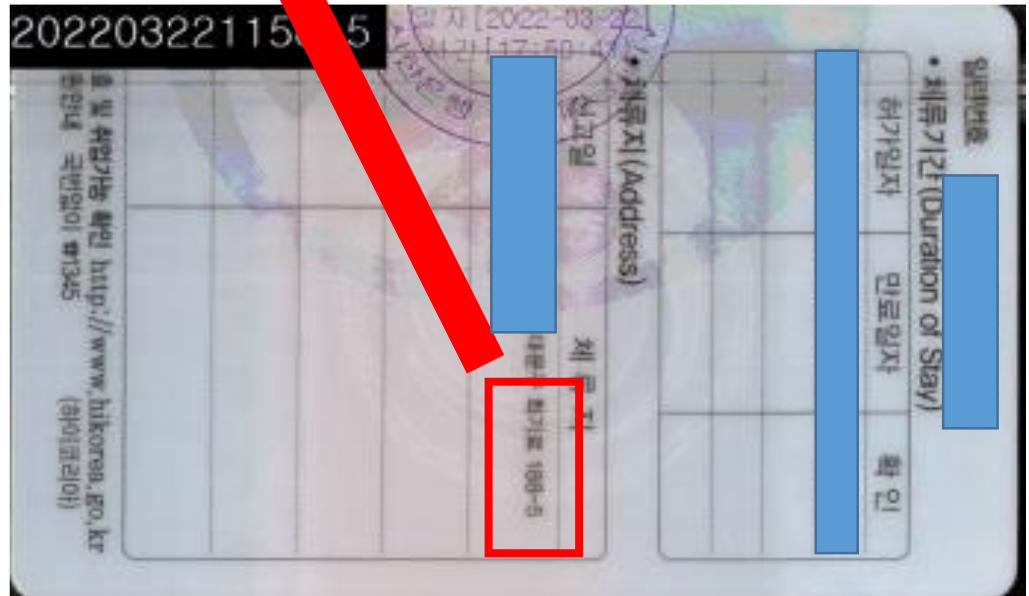
자택주소  
상세주소입력(선택)

이메일  
이메일 입력(선택)

Press enter



“길,로 (gil, ro) + Number” first  
and find your place of stay.



## 2-9 Register Sol Global



Occupation category : **Student**  
And click the Next button below.

A screenshot of a mobile app registration form. The form is titled '회원가입' (Member Registration) and '직업정보입력' (Occupation Information Input). The '직업구분' (Occupation Category) dropdown menu is set to '학생' (Student) and is highlighted with a red box. Below it are fields for '직장명' (Company Name), '부서명' (Department Name), '직위' (Position), and '직장 전화번호' (Company Phone Number). At the bottom, there are two buttons: '이전' (Previous) and '다음' (Next). The '다음' button is highlighted with a red box and has a hand cursor icon pointing to it. The status bar at the top shows the time as 10:58 and the signal strength as LTE.

## 2-10 Register Sol Global



Purpose : Living expenses

Source of transaction : Inheritance/Bestowal

YES

Asset status : Under 1 billion

Click the OK button below.

10:59

회원가입

거래정보입력

거래목적  
공과금 납부  
**생활비**

거래자금의 원천  
**상속/증여**

거래자금 실소유자 여부  
예 아니오

자산현황(부동산 등 실물자산 제외)  
10억미만

이전 **확인**

# 2-11Register Sol Global



Overseas tax obligation **NO**  
If you are US and Argentinian nationals,  
Please inquire at the staffs .

A screenshot of a mobile application interface for overseas tax obligation registration. The form is titled "해외납세의무 정보입력" (Overseas Tax Obligation Information Input). It contains several input fields and a confirmation button. The "해외납세의무 여부" (Overseas Tax Obligation Status) field has "아니오" (No) selected and highlighted with a red box. The "납세의무 국가" (Tax Obligation Country) field has "미국" (USA) selected. The "성명" (Name) field is labeled "성명(영문)" (Name in English). The "주소" (Address) field is labeled "주소 (현재 거주지)" (Address (Current Residence)) and "주소 입력(영문)" (Address Input in English). A blue "확인" (Confirm) button at the bottom is also highlighted with a red box and has a hand cursor over it. The top status bar shows the time as 10:59 and signal strength.

# 2-12 Register Sol Global



Mobile OTP PIN No  
(6 digit – you make)  
Transfer limit per day/per time  
300,000KRW

A screenshot of a mobile app interface for registering a mobile OTP PIN. The screen is titled "모바일OTP 발급/재발급" (Mobile OTP Issuance/Reissuance) and features a red warning icon. The form includes fields for "모바일OTP PIN번호" (Mobile OTP PIN Number) and "모바일OTP PIN번호 확인" (Mobile OTP PIN Number Confirmation), both with six asterisks indicating a 6-digit PIN. Below these are two rows for "1일 이체한도" (1-day transfer limit) and "1회 이체한도" (1-time transfer limit), both set to "300,000KRW". At the bottom, there are two buttons: "취소" (Cancel) and "확인" (Confirm). A red box highlights the "확인" button, and a hand icon is shown clicking it. A warning message at the bottom reads "PIN번호가 유출되지 않도록 주의해주세요." (Please be careful not to leak your PIN number.).

1:48

모바일OTP 발급/재발급

모바일OTP PIN번호  
.....

모바일OTP PIN번호 확인  
.....

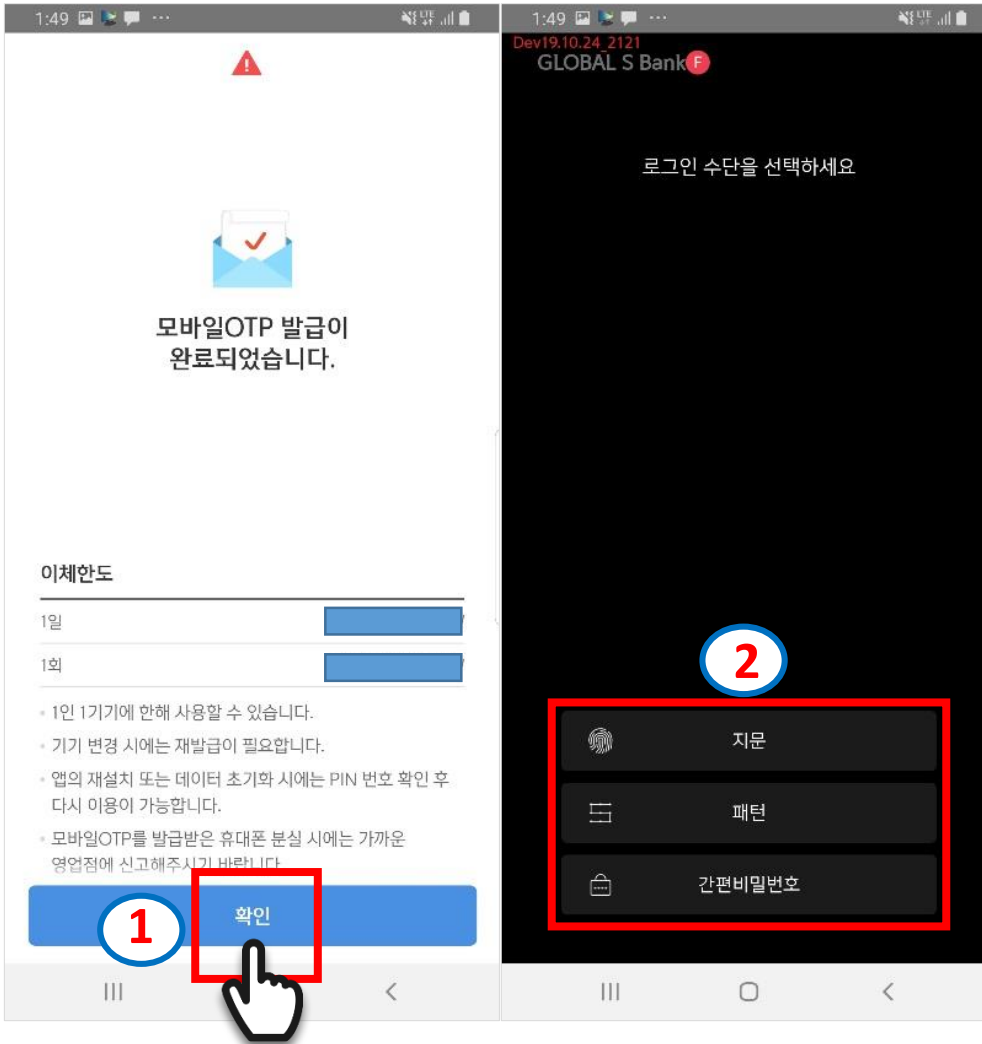
1일 이체한도 300,000KRW

1회 이체한도 300,000KRW

⚠️ PIN번호가 유출되지 않도록 주의해주세요.

취소 확인

## 2-13 Register Sol Global



Choose one





Preparatory documents

- Alien Registration Card
- Passport
- Ewha Student ID Card  
(or Certification of Registration  
Ewha Certificate of Admission  
Certification of Employment / Payment)

**When Sol Global registration is completed,**

**please visit**

**Shinhan Bank**

**Ewha Womans University Branch.**



Thank you for visiting  
Shinhan Bank  
Ewha Womans University Branch

