



세계 세종학당재단

King Sejong
Institute Foundation



이화여자대학교

EWHA WOMANS UNIVERSITY

Online King Sejong Institute

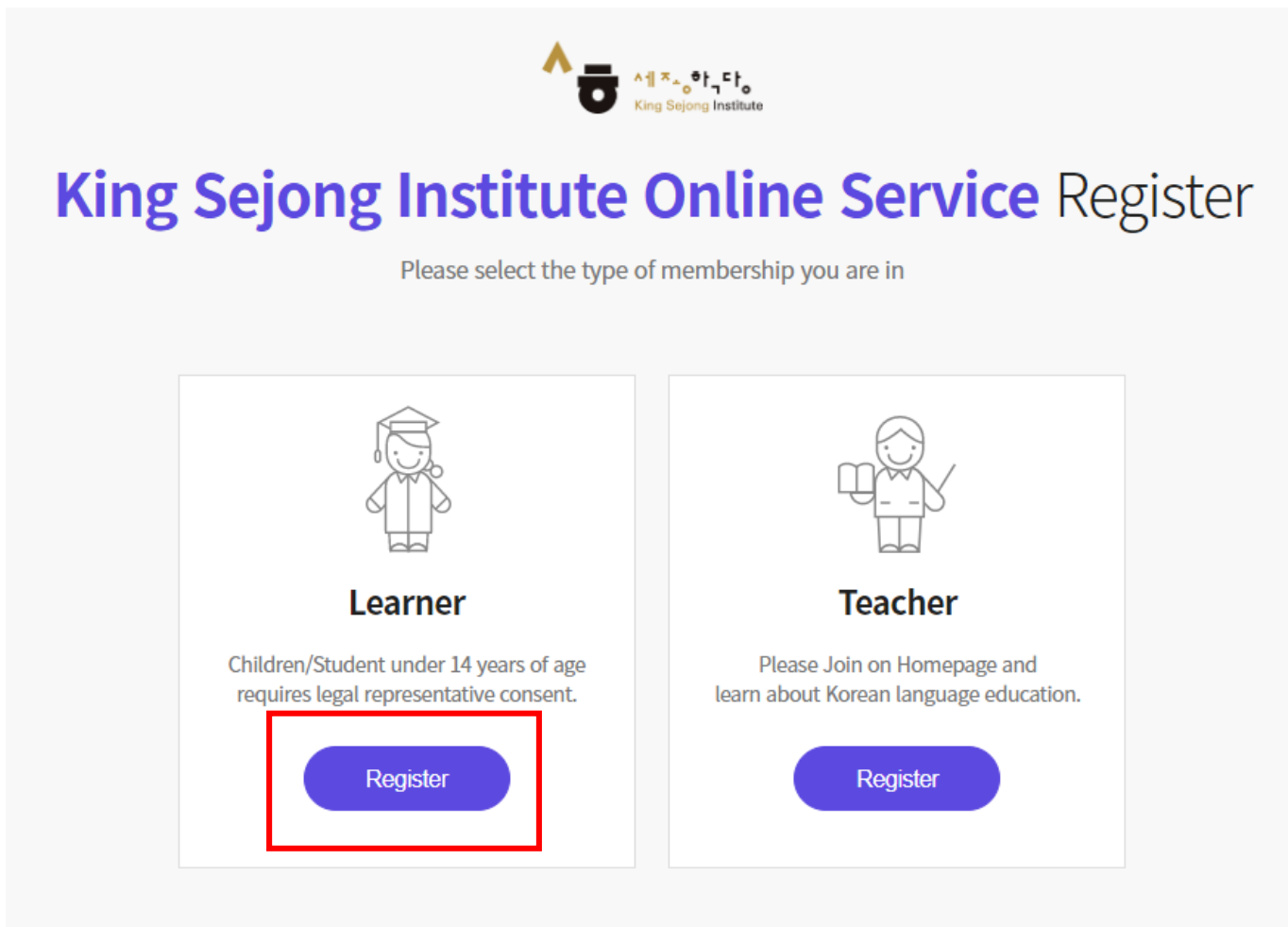
Learner's Manual


<Registration and Level test >

1. After accessing the Online King Sejong Institute(www.iksi.or.kr), Go to [Registration]

The screenshot shows the homepage of the Online King Sejong Institute. At the top left is the logo and name 'King Sejong Institute Foundation'. A search bar is in the top center. On the top right, there are options for 'Display Size' and language selection ('한국어', 'ENG', '中文'). Below these are 'Login' and 'My class' buttons. A navigation menu contains 'About the Online King Sejong Institute', 'Guide to How to Use', 'Learning', and 'Notice'. A large banner for '사이버 한국어 입문·초급' (Cyber Korean Introduction - Beginner) features 6 language course options: Mongolian, Malay, Arabic, Uzbek, French, and Hindi. A 'Register >' button is highlighted with a red box. To its right is a 'Login >' button. Below the banner is a 'Notice' section with three items: a lecture on effective online Korean learning, a Korean handwriting event, and a photo contest for the foundation's 10th anniversary. At the bottom, a blue banner asks 'Will you start learning Korean that suits your level through the Korean Level Test?' and includes a 'Go to Online level test' button.


2. Click on [Learner - Register]



 세계 세종학당
King Sejong Institute

King Sejong Institute Online Service Register


Please select the type of membership you are in



Learner

Children/Student under 14 years of age requires legal representative consent.

[Register](#)


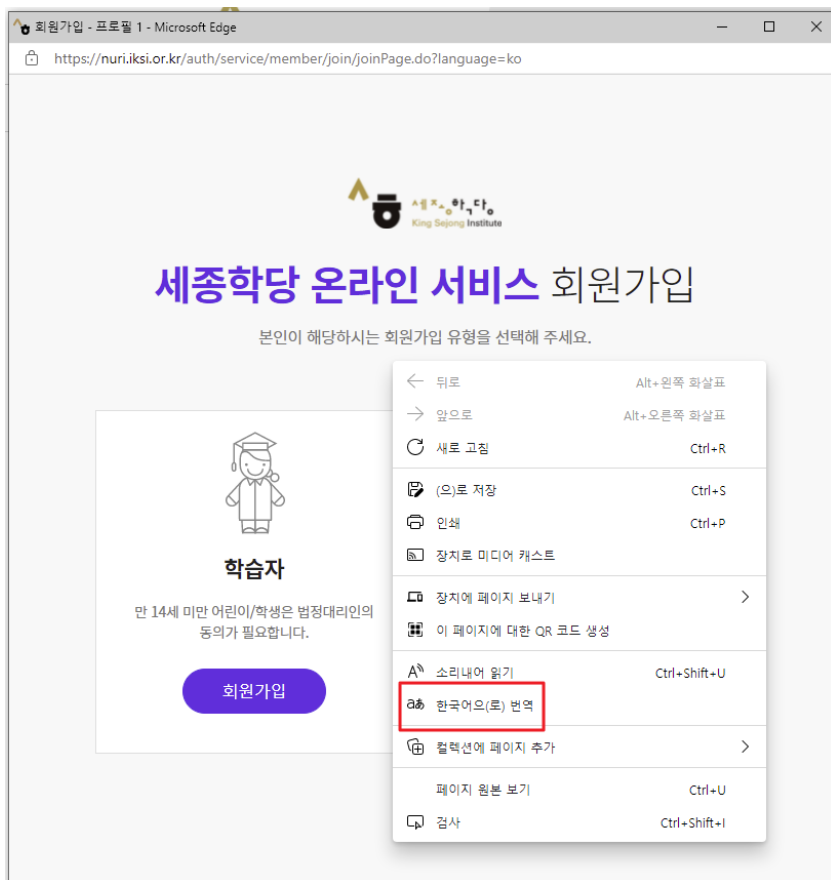


Teacher

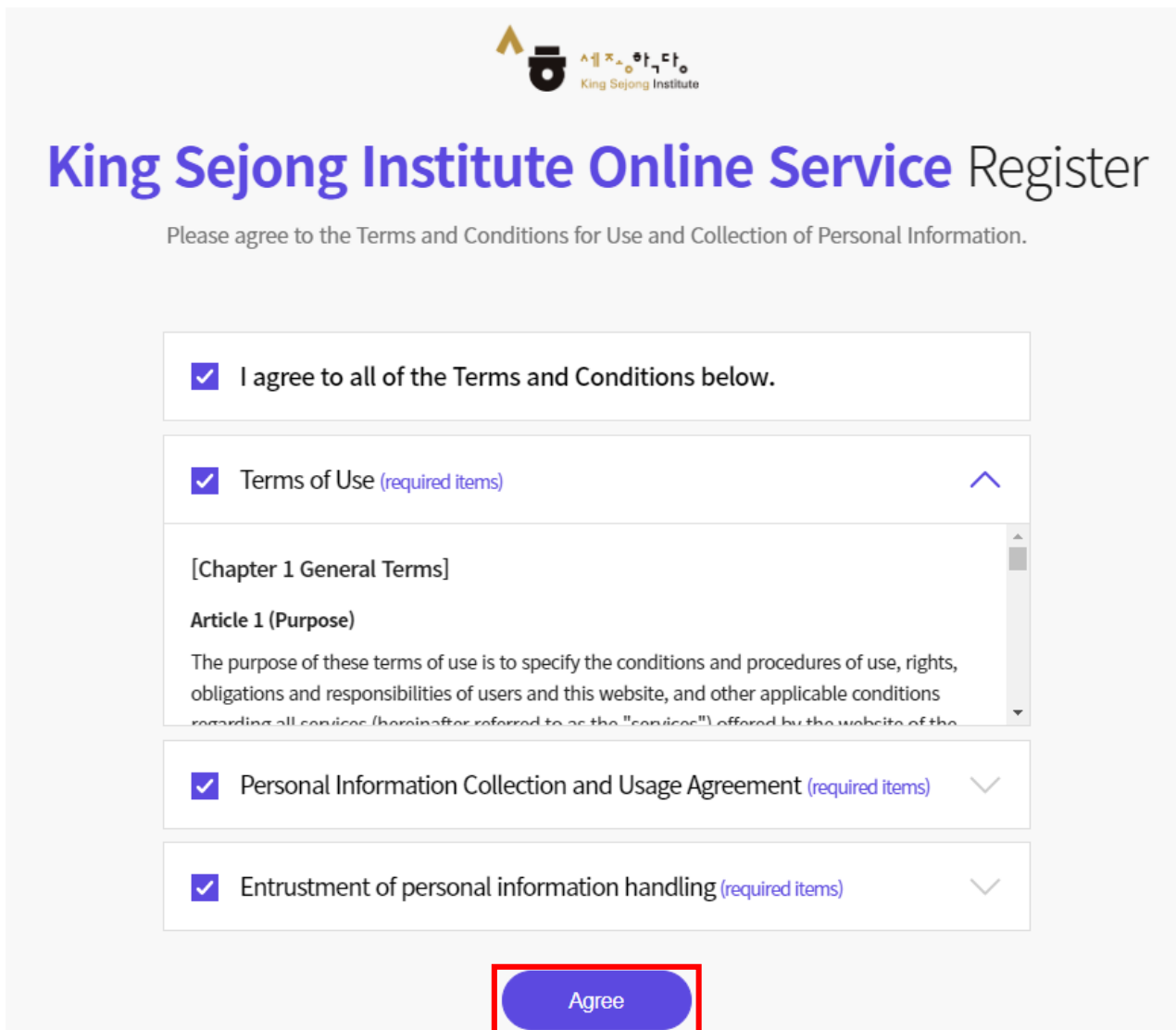
Please Join on Homepage and learn about Korean language education.


[Register](#)

3. To view the page in languages other than Korean and English, right click to go to 'Translate to OOO' and choose another language on the top right. (This applies the same on every page)






4. Check on the boxes for the terms and conditions and click [Agree]




King Sejong Institute

King Sejong Institute Online Service Register

Please agree to the Terms and Conditions for Use and Collection of Personal Information.

- I agree to all of the Terms and Conditions below.
- Terms of Use [\(required items\)](#) 
- [Chapter 1 General Terms]
Article 1 (Purpose)
The purpose of these terms of use is to specify the conditions and procedures of use, rights, obligations and responsibilities of users and this website, and other applicable conditions regarding all services (hereinafter referred to as the "services") offered by the website of the
- Personal Information Collection and Usage Agreement [\(required items\)](#) 
- Entrustment of personal information handling [\(required items\)](#) 

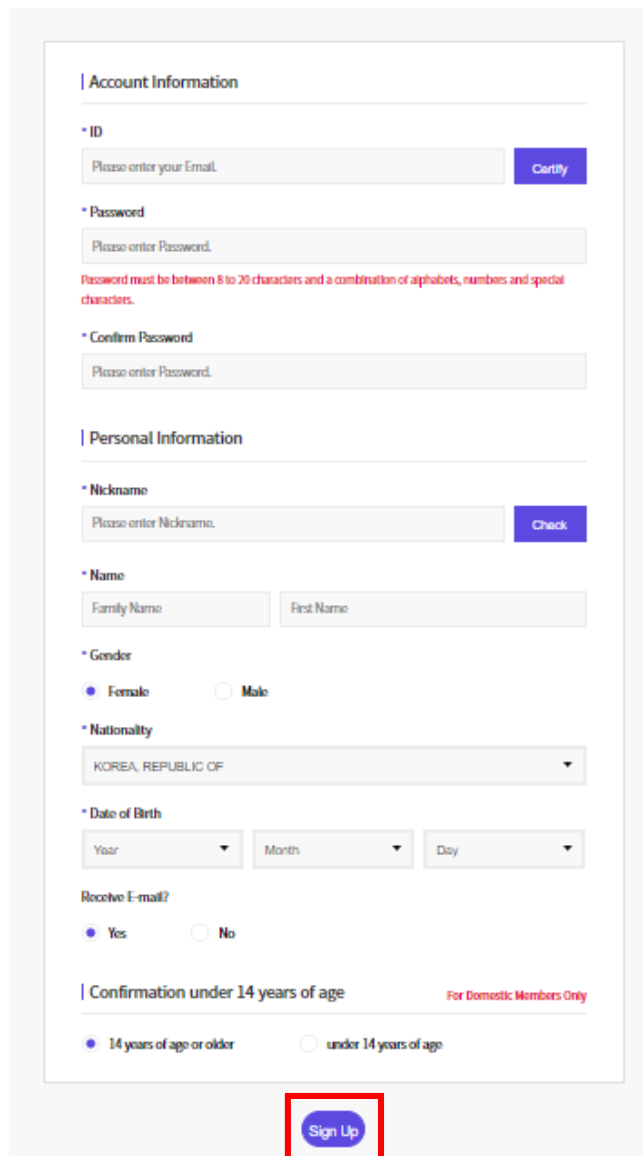
Agree

5. Click on 'Confirmed' to get the authentication code. Enter the code and click on 'Authentication' and proceed to fill in your information.

The registration form is divided into two sections: 'Account Information' and 'Personal Information'. In the 'Account Information' section, the 'ID' field is highlighted with a red box, and a blue 'Certify' button is also highlighted with a red box. Below the 'Personal Information' section, there is a 'Confirmation under 14 years of age' section with radio buttons for '14 years of age or older' and 'under 14 years of age'. A 'Sign Up' button is located at the bottom of the form.

The pop-up window is titled 'Sejong Institute Online Service' and 'Certify'. It contains the following text: 'A verification number will be sent to the e-mail.', '※ If you do not receive the authentication e-mail, please check the spam folder. It might take about 3 to 5 minutes to receive the e-mail depending on the network connection.', 'In addition, if you register at Online King Sejong Institute (<https://www.iksi.or.kr>), you can use the same id for Nuri Sejonghagdang as well.', 'If you have any questions, contact us via e-mail. (nuri@iksi.or.kr)'. Below this text, the email address 'oksi@ksif.or.kr' is entered in a field, and a button labeled 'Getting the authentication number' is highlighted with a red box. At the bottom, there is a field for 'Please enter the Authentication Code.' and a blue 'Authentication' button.

6. Click on 'Sign Up' to complete the registration.



The image shows a registration form with the following sections and fields:

- Account Information**
 - * ID: Text input field with placeholder "Please enter your Email." and a blue "Certify" button.
 - * Password: Text input field with placeholder "Please enter Password." and a red error message below: "Password must be between 8 to 20 characters and a combination of alphabets, numbers and special characters."
 - * Confirm Password: Text input field with placeholder "Please enter Password."
- Personal Information**
 - * Nickname: Text input field with placeholder "Please enter Nickname." and a blue "Check" button.
 - * Name: Two text input fields labeled "Family Name" and "First Name".
 - * Gender: Radio buttons for "Female" (selected) and "Male".
 - * Nationality: Dropdown menu with "KOREA, REPUBLIC OF" selected.
 - * Date of Birth: Three dropdown menus for "Year", "Month", and "Day".
 - Receive E-mail?: Radio buttons for "Yes" (selected) and "No".
- Confirmation under 14 years of age** (For Domestic Members Only)
 - Radio buttons for "14 years of age or older" (selected) and "under 14 years of age".

A red box highlights the blue "Sign Up" button at the bottom center of the form.

1. After accessing the Online King Sejong Institute(www.iksi.or.kr), Go to [Login].

The screenshot shows the homepage of the Online King Sejong Institute. At the top left is the logo and name 'King Sejong Institute Foundation'. A search bar is in the top center. On the top right, there are options for 'Display Size' and language selection ('한국어', 'ENG', '中文'). A red box highlights the 'Login' button with a user icon. Below the header is a navigation menu with four items: 'About the Online King Sejong Institute', 'Guide to How to Use', 'Learning', and 'Notice'. The main content area features a large banner for '사이버 한국어 입문·초급' (Cyber Korean Introduction - Beginner) with '6개 언어 과정 추가 개강' (Additional 6 language courses begin). The banner lists languages with their respective flags: 몽골어 (Mongolian), 말레이어 (Malay), العربية (Arabic), 우즈베크어 (Uzbek), 프랑스어 (French), and 힌디어 (Hindi). A '바로가기' (Go) button is at the bottom of the banner. To the right of the banner are two buttons: 'Register>' and 'Login>', with the 'Login>' button highlighted by a red box. Below these buttons is a 'Notice' section with three items, each showing a title, date, and view count. At the bottom of the page, there is a blue banner with the text 'Will you start learning Korean that suits your level through the Korean Level Test?' and a button 'Go to Online level test' with a right arrow.

2. Enter your ID and Password
3. Click on the [Login] button



Enjoying an integrated learning center for Korean and
Korean culture through Online

Welcome to King Sejong Institute

 Please enter your full email in your ID.

 Please enter your password

Stay signed in Remember User ID

Login

[Register](#) | [Forgot your ID or password?](#)

1. On the first screen, go to 'Online level test'

King Sejong Institute Foundation

Frequently Searched Keywords | Learn Korean Basic Korean Sejong Korean

Display Size + - 한국어 ENG 中文

Logout My class

About the Online King Sejong Institute | Guide to How to Use | Learning | Notice

‘사이버 한국어 입문·초급’
6개 언어 과정 추가 개강
‘Cyber Korean Introduction · Beginner’ Additional 6 language courses begin

몽골어 말레이어 아랍어 우즈베크어 프랑스어 힌디어

바로가기

Notice More

Lecture [특강] 효과적인 온라인 한국어 학습법
운영지원 2022-10-19 440

Lecture [Event] Korean Handwriting Event / 손글씨 이벤트
운영지원 2022-10-13 1421

Others [2022년 재단 창립 10주년 기념식] 참가자 사전 신청
운영지원 2022-10-07 1176

Will you start learning Korean that suits your level through the Korean Level Test?
Before taking the course, take the Korean Level Test.

Go to Online level test

2. After checking the guide, click on 'Start the King Sejong Institute Korean level test.'

Online King Sejong Institute Courses

e-Classes at King Sejong Institute

You can take online classes connected with the King Sejong Institute from around the world. You can listen to kind explanations from native teachers, and can practice with your friends.

Cyber Korean Courses

After enrolling for Korean classes within a set period and being approved, you can start studying. An online teacher will manage your learning, and provide feedback on questions and homework.

Cyber Korean Culture Courses

Share what you learn about Korean culture such as art, food, travel information, and Korean tradition. This is a course focused on learning more about Korea through special topics. Check out interesting Korean culture!

Self-study Courses

This is a course for those who want to study Korean by themselves. You can always preview or review materials that you want to learn Korean anywhere, anytime.

Collaboration e-Class

These are courses provided by online organizations cooperating with King Sejong Institute. Various institutions working with King Sejong Institute.

Online King Sejong Institute Take level test

Level Test

The purpose of this online test is to ensure that King Sejong Institute students are able to be placed in the correct Korean class that matches their Korean level. There is a Beginning and Intermediate test composed of listening and reading portions respectively. There is a three month waiting period to take the same level test again. There is no wait time to take a different level test.

[Guidebook Download\(PDF\)](#) [Supported browsers](#)

Elementary

Level Placement	Recommended textbooks and online courses
1A	Sejong Korean 1/Cyber Korean Beginner 1
1B	Sejong Korean 2/Cyber Korean Beginner 1
2A	Sejong Korean 3/Cyber Korean Beginner 2
2B	Sejong Korean 4/Cyber Korean Beginner 2


Intermediate

Level Placement	Recommended textbooks and online courses
3A	Sejong Korean 5/Cyber Korean Intermediate 1
3B	Sejong Korean 6/Cyber Korean Intermediate 1
4A	Sejong Korean 7/Cyber Korean Intermediate 2
4B	Sejong Korean 8/Cyber Korean Intermediate 2


*You can take Cyber Korean courses anytime, anywhere through the Online King Sejong Institute(<https://www.iksi.or.kr>).

[Start the King Sejong Institute Korean level test.](#)

3. Read the explanation and select the level of the test





English ▾



Read about the different levels in the table below and choose between the Beginner or Intermediate Test. To be placed in Level 1 or Level 2, choose the Beginner Test and to be placed in Level 3 or Level 4, please choose the Intermediate Test.

The purpose of this test is to grasp your current Korean level and consequently to place you within the correct Korean class. We hope that you will choose your level wisely.

Level	Ability	Test options
Level 1	You can hold simple greetings in Korean and have a basic command of everyday conversations.	<div style="border: 2px solid red; padding: 10px; text-align: center;"> <p>Beginner Test</p>  </div>
Level 2	You are able to hold short conversations on familiar daily situations, and are able to carry out simple functional conversations on topics such as buying things or asking for directions.	
Level 3	You are able to speak relatively fluently on everyday topics. You are able to give simple explanations on social or abstract subject matters such as holidays, rules, employment etc.	<div style="border: 2px solid red; padding: 10px; text-align: center;"> <p>Intermediate Test</p>  </div>
Level 4	You are able to speak both fluently and accurately on topics related to everyday life. You are able to explain familiar social or abstract subject matters in lengthy paragraphs.	

4. Check the remaining questions and time, then start the level test

The screenshot shows a digital interface for a listening test. At the top right, a blue box contains the progress '14/20' and the time '15:12'. Below this, a blue instruction bar says 'Try answering the questions below to ensure there are no problems with the Listening tests.' The main area is titled 'example' and contains the instruction '다음은 듣고 알맞은 그림을 고르세요.' (Listen and choose the correct picture). There are four numbered options (1, 2, 3, 4) showing different scenes of a man and a woman. Option 2 is marked with a red checkmark. Annotations include a callout 'Press this button to play the listening file.' pointing to a play button icon, and another callout 'Select one, and the answer will be shown in red.' pointing to the red checkmark. A 'Next >' button is at the bottom center.


5. Check your Korean level after completing the test


King Sejong Institute online Korean test results

Name	Nationality	Year of birth	Date of exam	Listening	Reading	Level Placement
조현승	KOREA, REPUBLIC OF	1996	2019.03.26	65	76	1B

※ Level placement result can be adjusted through additional consultation with Korean language teachers or according to each King Sejong Institute's learning condition.

 **Detailed evaluation result**



Details area	Test Score	Points possible	Percentage correct
Vocabulary	32	44	73%
Grammar	40	56	71%
Understand	65	100	65%

- In case of reading questions, you can answer question types that are similar to the ones you have taken. The test is in multiple choice format.

= ()에 가장 알맞은 것을 고르세요.
 16.

책 동생은 요리하는 것을 () 하는 요리하는 것을 좋아하지 않습니다.








좋아해서 좋아하면 좋아하지만 좋아하게

[해설] '동생은 요리하는 것을 좋아한다', '나는 요리하는 것을 좋아하지 않는다'는 반대의 의미입니다. 반대의 의미를 표현할 때에는 '-지만'을 사용하여 문장을 만들 수 있습니다. 책 동생은 요리하는 것을 (좋아하지만) 하는 요리하는 것을 좋아하지 않습니다.




Level Placement-King Sejong Institute(KSI) Level

Level Placement	Sejong Korean	Level Placement	Sejong Korean
1A	Sejong Korean1	3A	Sejong Korean5
1B	Sejong Korean2	3B	Sejong Korean6
2A	Sejong Korean3	4A	Sejong Korean7
2B	Sejong Korean4	4B	Sejong Korean8

6. You can check your level score at [My Class – My Account – Level Test Results].


 My Account
 My Lecture
 Learning Road Map
 My Data
 Message Box
 Certificate

My Information

User ID *
 Password * Safety 
 Confirm Password * 
 Nickname * 세종학당재단 
 Name * 세종학당재단

Gender * Male Female
 Birthday * 1986 1 1
 Mobile KOREA 0101234567
 Nationality BRAZIL
 E-mail send out Yes No

Set welcome page
 Home My class Last lecture page

Withdraw Membership Cancel Save

LevelTest Results

No.	Rating	Exam Date	Listening	Reading	Grade	Result
2	Beginner	2021.12.23 17:01	100 / 100	100 / 100 Attempt similar questions	3A	Result
1	Beginner	2021.09.15 09:53	80 / 100	96 / 100 Attempt similar questions	3A	Result

7. Print out the Result





Print

Close

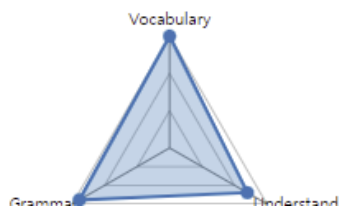


King Sejong Institute online Korean test results

Name	Nationality	Year of birth	Date of exam	Test option	Listening	Reading	Level Placement
	KOREA, REPUBLIC OF	1984	2021.09.15	Beginner	80	96	3A

※Level placement result can be adjusted through additional consultation with Korean language teachers or according to each King Sejong Institute's learning condition.


Detailed evaluation result



Details area	Test Score	Points possible	Percentage correct
Vocabulary	44	44	100%
Grammar	52	56	93%
Understand	80	100	80%

8. Save your results in a PDF file

21. 9. 15. 오전 10:57 누리-세종학당 온라인 한국어 레벨테스트 시스템

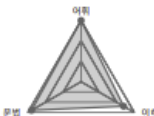

 세종학당재단
 King Sejong Institute Foundation

누리-세종학당 온라인 한국어 레벨 테스트 결과

*'판정 등급'은 세종학당 반편성 시 세종학당 교원 연담 등을 통해 변경될 수 있습니다.

이름	
국적	KOREA, REPUBLIC OF
출생년도	1984
응시일	2021.09.15
응시 등급	초급
듣기	80
읽기	96
판정 등급	3A

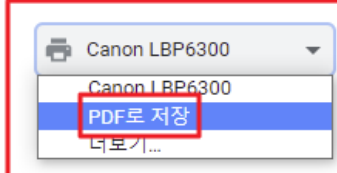
세부 평가 결과



세부영역	득점	배점	정답률
어휘	44	44	100%
문법	52	56	93%
이해	80	100	80%

<https://leveltest.ksai.or.kr/exam/report.do> 1/1

인쇄 용지 1장

대상 

페이지 PDF로 저장

매수 1

레이아웃 세로 방향

설정 더보기

인쇄 취소

1. Click on [My Class]

The screenshot shows the top navigation area of the King Sejong Institute website. It includes the logo, a search bar, and navigation tabs for 'About the Online King Sejong Institute', 'Guide to How to Use', 'Learning', and 'Notice'. A 'My class' button is highlighted in the top right corner. Below the navigation, there is a large banner for '사이버 한국어 입문·초급' (Cyber Korean Introduction - Beginner) with 6 additional language courses. A 'Notice' section is also visible on the right side.

Will you start learning Korean that suits your level through the Korean Level Test?

Before taking the course, take the Korean Level Test.

[Go to Online level test](#)



2. Click on [My Lecture] – [Course Name] or [Start] to go to the lecture


The screenshot displays the '수강 과정' (Course Progress) page. The left sidebar contains navigation options: '내 계정' (My Account), '내 강좌' (My Courses), '학습로드맵' (Learning Roadmap), '내 자료' (My Materials), '메시지함' (Message Box), and a profile icon. The main content area shows a list of courses. The first course, '사이버 한국문화 과정' (Cyber Korean Culture Course), is highlighted with a red box. Its title 'Korean art (사이버 한국문화 과정)' is also highlighted with a red box. The '강의실 이동' (Move to Lecture Room) button for this course is highlighted with a red box. The second course, '세종한국어 입문' (Sejong Korean Introduction), is also visible. The page includes a navigation bar at the top with '수강 과정' (7), '수강중' (Enrolled), '수강 대기' (Waiting), and '수강 종료' (Completed) buttons. A pagination control at the bottom shows page 1 of 2.

3. Click on the Lesson you want

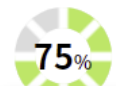
4. Click the time you want to learn to proceed with the learning

Korean art (사이버 한국문화 과정)

 나의 수강 현황
 나의 강의실 이동

 Korean art Lesson1~3

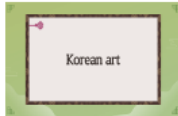




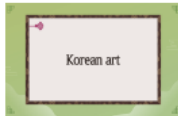




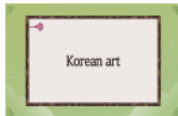







마지막 학습 이어보기



75%

현재과진도를

Korean art

Lesson 1 Korean folk paintings		Lesson 1 Korean folk paintings	 MP4	 00 : 04 : 35	 100%	<div style="border: 2px solid red; display: inline-block; background-color: #27ae60; color: white; padding: 5px 10px; border-radius: 5px;">  </div>
Lesson 2 Painting Korean folk paintings in colors		Lesson 2 Painting Korean folk paintings in colors	 MP4	 00 : 01 : 44	 100%	
Lesson 3 Making a ramie broom		Lesson 3 Making a ramie broom	 MP4	 00 : 16 : 23	 100%	
Korean art book		Korean art book	 문서	 0%	