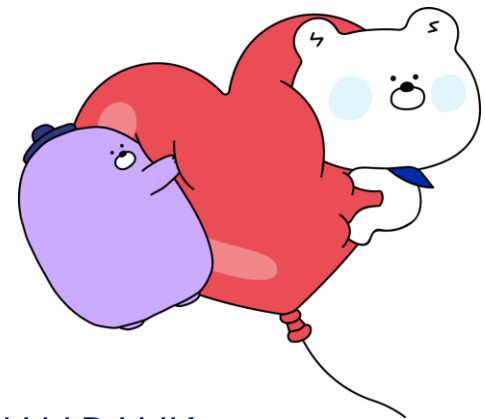




**To create a Shinhan Bank account,
You must first register as a member.**

What to prepare

- 1) Your own phone**
- 2) Alien Registration Card**



SHINHAN BANK
Ewha Womans University Branch

1. Download Sol Global

Recognize QR code



2-1. Register Sol Global



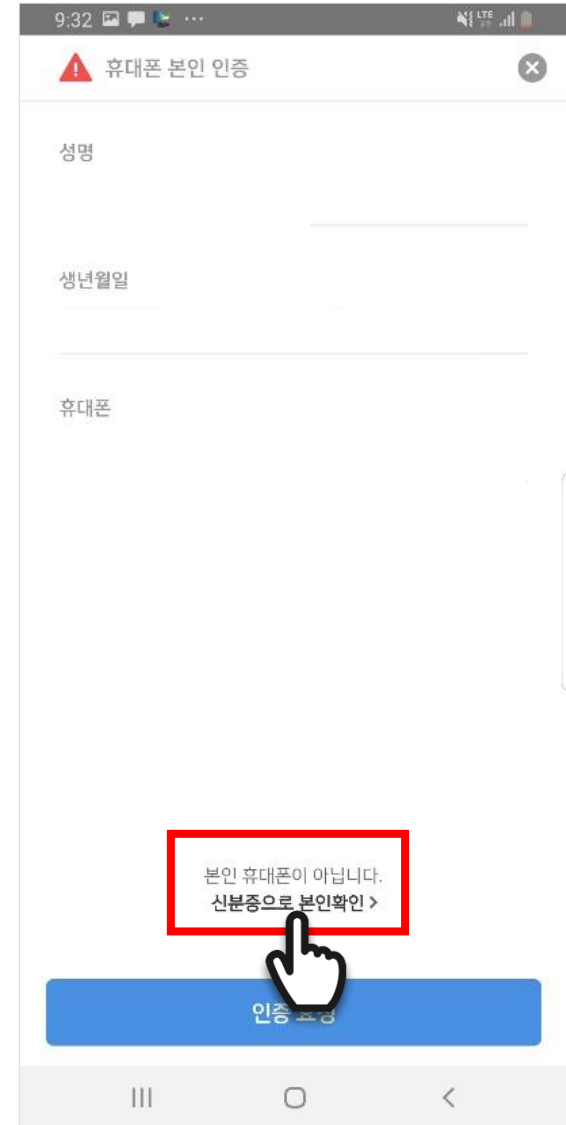
Click Phone Certification



2-2. Register Sol Global



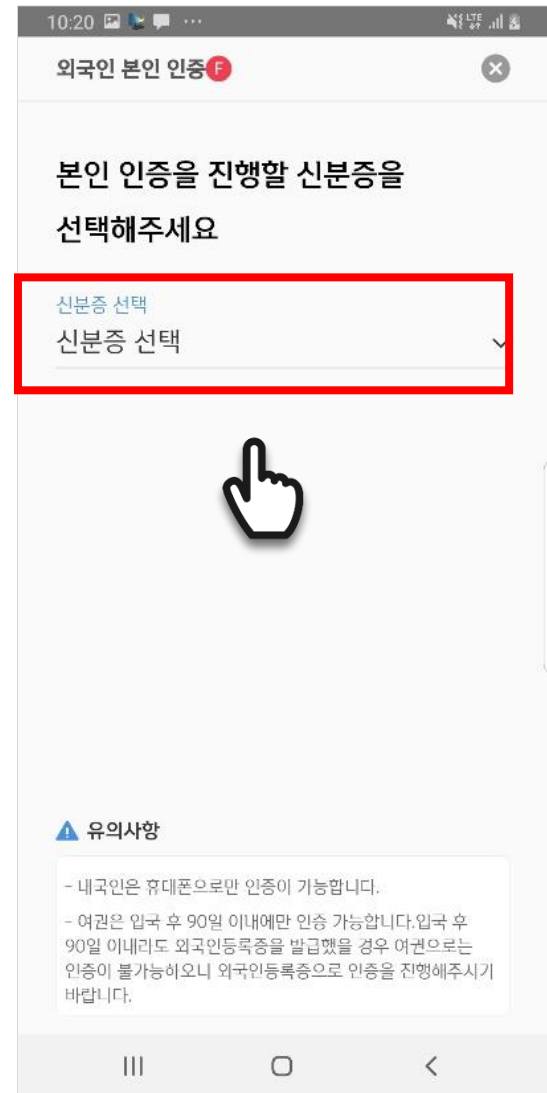
Click!



2-3. Register Sol Global



Choose
"Alien Registration Card"



2-4. Register Sol Global



Enter the name and registration number on
your Alien Registration Card exactly and
Click OK.

A screenshot of a web form titled "외국인 본인 인증" (Alien Self-Authentication). The form has a white background with a grey border. At the top left, there is a red warning triangle icon and the title. Below the title, there are two input fields. The first field is labeled "성명" (Name) and contains the text "외국인등록증 상의 똑같은 이름" (Same name as on the Alien Registration Card). The second field is labeled "외국인등록번호" (Alien Registration Number) and is empty. At the bottom of the form, there are two buttons: "재촬영" (Retake Photo) and "확인" (OK). The "확인" button is highlighted with a red rectangular box, and a hand cursor is pointing at it.

2-5. Register Sol Global




Please fit the ID card exactly in
the square area.



2-6. Register Sol Global



Enter your name, alien registration number, and expiry date and click OK.



외국인 본인 인증


인식된 정보를 확인해 주세요. 신분증 정보와 다른 경우 재촬영하거나 정보를 수정해 주세요.

성명
GLS

외국인등록번호
690927

만료일자
20

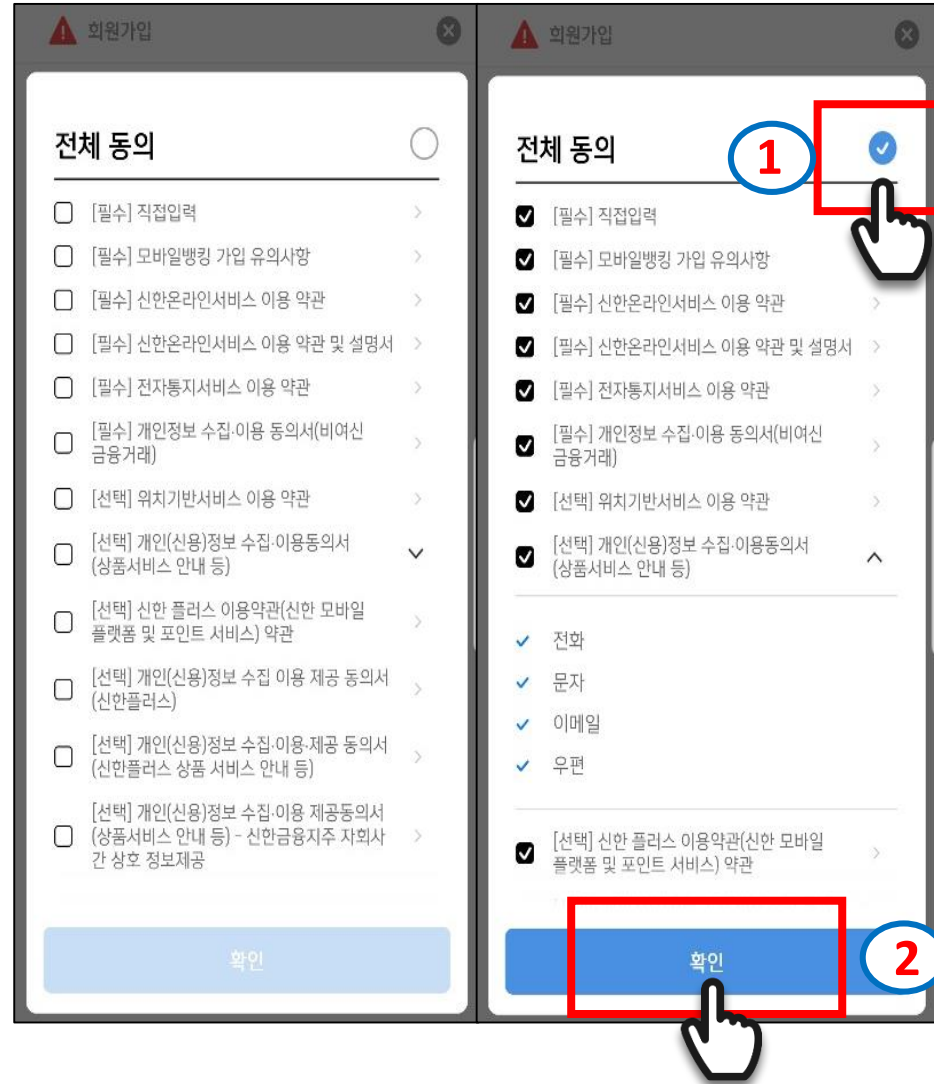
재촬영 **확인**



2-7 Register Sol Global



After verifying the
authenticity of your ID,
please click all.



2-8 Register Sol Global

회원가입 F ✕

기본정보입력

성명
GLS

생년월일
690927

자택주소

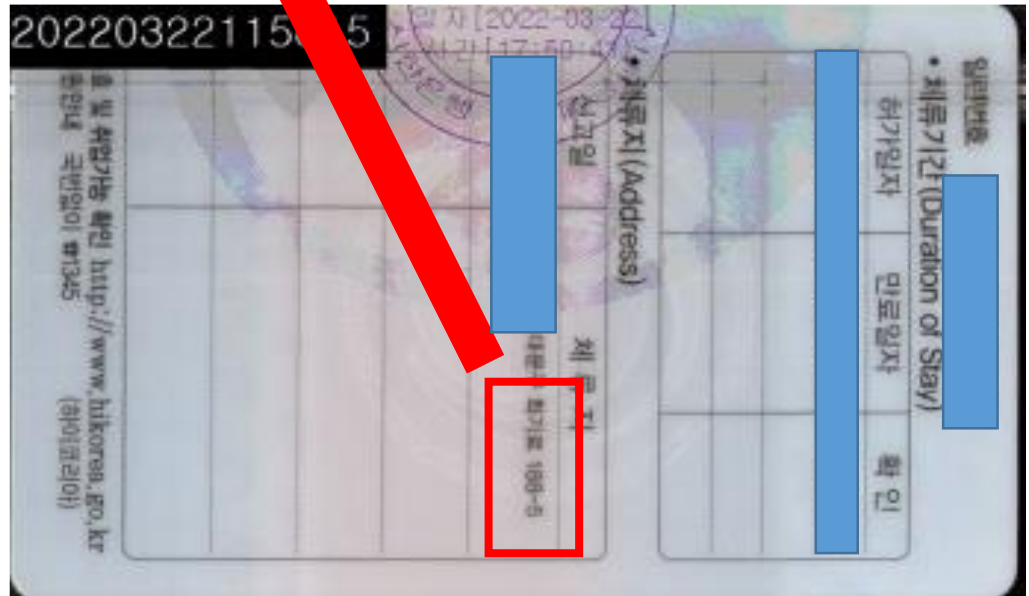
자택주소
상세주소입력(선택)

이메일
이메일 입력(선택)

Press enter



“길,로 (gil, ro) + Number” first
and find your place of stay.



2-9 Register Sol Global



Occupation category : **Student**
And click the Next button below.

10:58

회원가입 F

직업정보입력

직업구분
학생

직장명
직장명 입력

부서명
부서명 입력

직위
직위 선택

직장 전화번호
직장 전화번호 없음

이전

다음

2-10 Register Sol Global



Purpose : Living expenses

Source of transaction : Inheritance/Bestowal

YES

Asset status : Under 1 billion

Click the OK button below.

10:59

회원가입

거래정보입력

거래목적
공과금 납부
생활비

거래사금의 원천
상속/증여

거래자금 실소유자 여부
예 아니오

자산현황(부동산 등 실물자산 제외)
10억미만

이전 **확인**

2-11Register Sol Global



Overseas tax obligation **NO**
If you are US and Argentinian nationals,
Please inquire at the staffs .



10:59

해외납세의무 정보입력

미국 납세의무자(시민권자, 영주권자, 미국세법상 미국거주자)에 해당하거나, 한국 이외에 조세목적상 거주지가 있는지 확인합니다.

해외납세의무 여부

예 아니오

납세의무 국가

미국 미국 외

성명

성명(영문)

주소 (현재 거주지)

주소 입력(영문)

확인

2-12 Register Sol Global



Mobile OTP PIN No
(6 digit – you make)
Transfer limit per day/per time
300,000KRW

1:48 [Icons] ... [Icons]

모바일OTP 발급/재발급

모바일OTP PIN번호
.....

모바일OTP PIN번호 확인
.....

1일 이체한도 300,000KRW

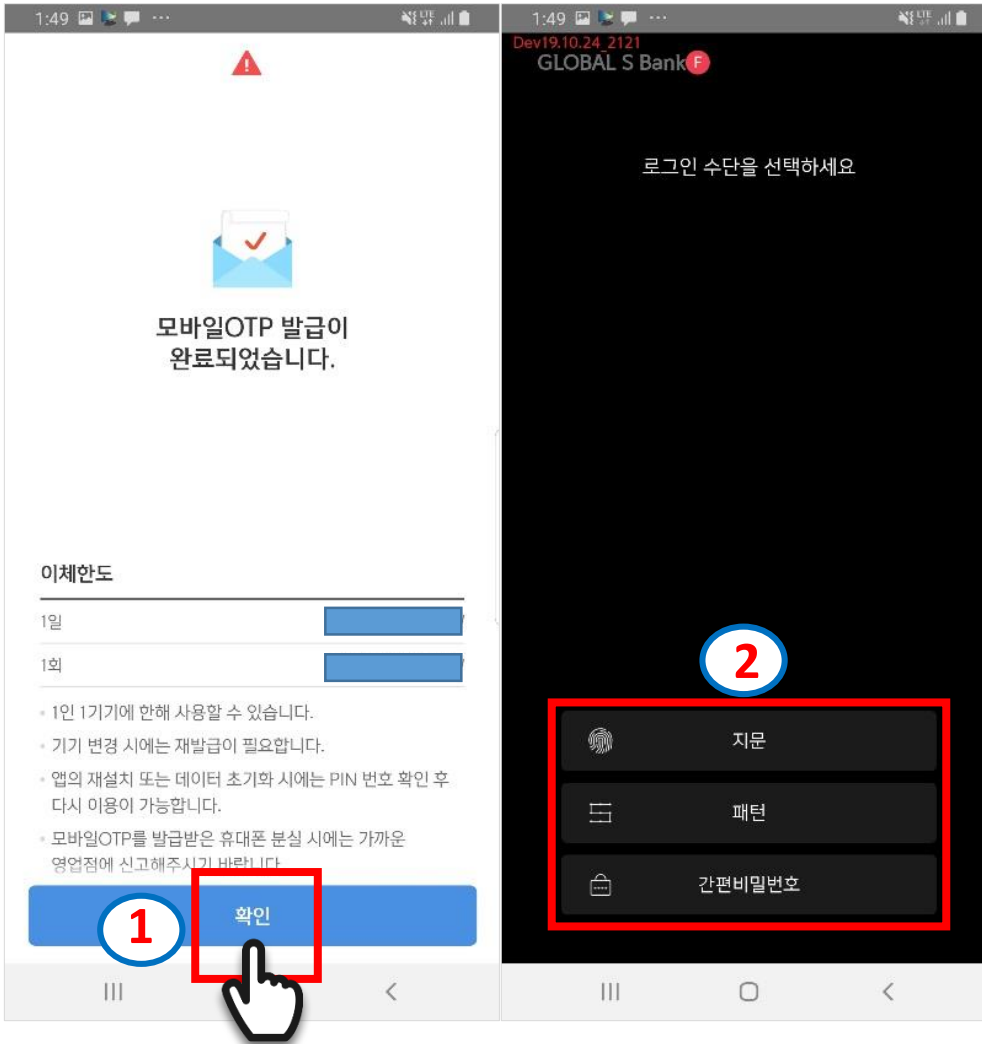
1회 이체한도 300,000KRW

🔒 PIN번호가 유출되지 않도록 주의해주세요.

취소 확인

☰ ○

2-13 Register Sol Global



Choose one





Preparatory documents

- Alien Registration Card
- Passport
- Ewha Student ID Card
(or Certification of Registration
Ewha Certificate of Admission
Certification of Employment / Payment)

When Sol Global registration is completed,

please visit

Shinhan Bank

Ewha Womans University Branch.

Thank you for visiting
Shinhan Bank
Ewha Womans University Branch

